

**Grundisburgh & Culpho Parish Plan 2006 Report**  
**Text Only Version**

CONTENTS

1	INTRODUCTION .....	5
2	PARISH PLAN BACKGROUND AND PROCESS.....	6
2.1	Availability of the Parish Report and Focus Group Reports .....	8
3	LINK TO LOCAL PLANS.....	8
3.1	Transport and Communications .....	9
3.2	The Environment.....	9
3.3	The Future .....	9
4	RESULTS OF THE PARISH PLAN QUESTIONNAIRE .....	11
4.1	Response to the Survey .....	11
5	HOUSEHOLD .....	11
5.1	Village Profile .....	11
5.2	Housing .....	14
5.3	Need for alternative accommodation in the Parish .....	16
5.4	Housing Facilities .....	17
6	EMPLOYMENT.....	20
6.1	Employment and Local Business.....	20
6.2	Place of Work.....	21
6.3	Barriers to Employment.....	22
6.4	Types of Business .....	23
7	TRANSPORT .....	24
7.1	How many private cars/vans does your household use?.....	24
7.2	What do you use the vehicle(s) for?.....	24
7.3	How do you normally make your journeys within and outside of the Parish?.....	25
7.4	Which of the following is your major means of transport? .....	25
7.5	Do you use the community transport scheme? .....	26
7.6	Would you be prepared to take part in a car share scheme?.....	27
7.7	If you have a bicycle how often do you cycle?.....	28
7.8	If you use the bus service how do you rate it? .....	30
7.9	If you use the bus, what do you use it for and how often?.....	30
7.10	If you don't use the bus, why is that? .....	31
7.11	How frequent should bus services be to Woodbridge and Ipswich? .....	32

**Grundisburgh & Culpho Parish Plan 2006 Report**  
**Text Only Version**

7.12	Would you use evening bus services?.....	32
7.13	Where would you like additional bus routes?.....	33
7.14	If you think the speed of traffic through the village should be more regulated, how should this be done? .....	35
7.15	Do you think there are any major 'danger spots' on the roads in Grundisburgh and Culpho, and if so please specify where? .....	37
7.16	Would you support a system where Heavy Goods Vehicles going to and from Debach are required to keep to a One Way System, in at Bredfield on C309 and out at Wyevale on B1079?.....	38
7.17	Would you like to see any of the following in Grundisburgh and Culpho? ..	40
8	EDUCATION .....	43
8.1	Grundisburgh and Culpho's needs for more education opportunities .....	43
8.2	The number of children in households attending the following .....	45
8.3	Reasons children are unable to take part in after school activities .....	45
9	PLANNING .....	46
9.1	Commercial Development in and around Grundisburgh and Culpho.....	46
9.2	Residential Development .....	46
9.3	What type(s) of housing development would be acceptable in Grundisburgh or Culpho?.....	47
10	HEALTH SERVICES.....	48
10.1	Do you have any difficulty in getting to the following?.....	48
10.2	If you have used any of the following services for Grundisburgh and Culpho during the last year, how do you rate the service? .....	49
10.3	Is the surgery at Grundisburgh open sufficient hours for your needs?.....	49
10.4	Would you use a dental practice in Grundisburgh? .....	50
10.5	Do you have a health problem/disability, which affects your day-to-day living?.....	50
10.6	Does a friend or relative give you help with any of the following?.....	50
10.7	If you consider there is not enough provision for the disabled in the village what else would you like to see?.....	51
10.8	Is there a need for a 'good neighbour' type scheme in Grundisburgh and Culpho? .....	52
10.9	Does the village neighbourhood watch scheme meet your needs?.....	53
10.10	How do you regard the police coverage of Grundisburgh and Culpho?.....	53
10.11	Are you concerned about crime and anti-social behaviour in Grundisburgh and Culpho? .....	54
10.12	If yes, which of the following concern you?.....	54

**Grundisburgh & Culpho Parish Plan 2006 Report**  
**Text Only Version**

11	SHOPS .....	54
11.1	How often do you use the following shops and services? .....	54
11.2	Where do you usually buy the following? .....	56
11.3	If you use the local Post Office, please say what for? .....	56
12	LEISURE .....	56
12.1	How do you get information about the village e.g. groups and local events?.....	56
12.2	Which new sports clubs/activities/facilities would you use in Grundisburgh and Culpho if they were provided?.....	57
12.3	Which new clubs/activities would you attend in Grundisburgh and Culpho if they were provided?.....	58
12.4	How do you rate the new facilities provided in the children's play area?.....	58
12.5	Which of these facilities at the playing field do you use? .....	59
12.6	If you would like additional facilities at the playing field what would they be? .....	60
12.7	Are you an active member of? .....	61
12.8	Are the village churches important to you? .....	63
12.9	Would you like to see the Parish churches and chapel used for the following activities? .....	63
13	ENVIRONMENT .....	64
13.1	Roughly how many black bags of rubbish do you put out every week? .....	64
13.2	Tick which of the following recycling services you use:.....	65
13.3	Which of the following would you recycle more, if there were more house-to-house collections? .....	65
13.4	What are your views on the standard of the following environmental services in Grundisburgh and Culpho? .....	66
13.5	Do you want mobile phone coverage improved in the village?.....	66
13.6	Do you want digital radio/TV coverage improved in the village?.....	69
13.7	Do you think that any of the following landscape features in Grundisburgh and Culpho need to be protected? .....	69
13.8	Have you experienced difficulties when using local footpaths and bridleways? .....	70
14	VILLAGE HALL.....	71
14.1	Do you think we need a new village hall? .....	71
14.2	If yes, what facilities would you like provided in a new village hall?.....	71
14.3	If yes, where should it be located? .....	72
14.4	If you use the Parish Rooms is the building adequate for your needs? .....	74

**Grundisburgh & Culpho Parish Plan 2006 Report**  
**Text Only Version**

14.5	How could the Parish Rooms be improved?.....	74
14.6	What is most important to you about Grundisburgh or Culpho?.....	74
14.7	What do you like least in the village?.....	75
14.8	What do you like best in the village?.....	77
15	CONCLUSION.....	77
15.1	What could have been done better? .....	77
15.2	What needs to be done? .....	78
	PARISH PLAN ACTION LIST .....	79

This report was compiled by:

Louisa Davies - Chairman

Irene Brunning

Ann Willetts

Ian Henderson

Steve Sim

Ian McIvor

**Copyright Grundisburgh & Culpho Parish Plan Committee**

All rights reserved. No part of this work may be reproduced, transcribed or used in any form or by any means – graphic, electronic, or mechanical, including photocopying, recording, taping, Web distribution, or information storage and/or retrieval systems – without the prior written permission of the Grundisburgh & Culpho Parish Plan Committee.

The data in this document has been captured and analysed from the responses given. The Committee accepts no responsibility for the accuracy of the data provided, nor the opinions expressed by the respondents. Where possible checks have been made where data appears inconsistent, but any apparent inconsistencies in the text may be due to inconsistent responses.

## **Grundisburgh & Culpho Parish Plan 2006 Report Text Only Version**

### **1 INTRODUCTION**

Grundisburgh is an attractive village situated six miles from Ipswich and three from Woodbridge. The village radiates from a central green surrounded by Church, Old School, Shops and The Dog Inn. The Green is criss-crossed by narrow paths and divided by a tributary of the River Lark which is crossed by two fords and two bridges. This is the heart of the village and gives it its unique character and appeal. A Primary School, Post Office, Doctors' Surgery, Chapel, Parish Rooms, Village Hall, Repair Garage and Playing Field are all within easy walking distance and beyond lies open countryside.

To the west on the Ipswich Road lies the scattered hamlet of Culpho comprising only 14 dwellings. It has its own listed parish church of St Botolph's with an unusual 13th century red pyramid capped tower and flint rubble walls. The Church has recently been restored.

Grundisburgh has a wealth of listed buildings, 26 in all, including the Grade I listed St Mary's Church and a Grade II Telephone Kiosk on the Village Green.

St Mary's Church has overlooked the Green since the late 13th Century. The view of the church across the Green has long been a favourite subject with painters. Its brick tower houses a twelve-bell peal, a restored clock and a sundial calibrated to show the time simultaneously in Grundisburgh, New York and Moscow. Inside, the magnificent angel roof and a newly extended and restored organ are the main features.

The Baptist Chapel is one of the earliest examples of a Dissenters' meeting house. It was built in 1798 by Thomas Thompson.

But however beautiful, this is not just a pretty picture postcard village, it is a lively community with a broad spread of population including lots of families with young children. There are approximately 40 clubs and organizations, religious, sporting and cultural, catering for both young and old.

The Village Hall and Parish Rooms are constantly in use, providing a home for many of them.

The Playing Field Pavilion is equipped with bar, recreation and changing rooms, providing a venue for village events.

The 7½ acre playing field has two football pitches, three tennis courts and a newly constructed children's play area. It is also the venue for the Village Show - an event in the best traditions of English village life bringing the whole community together.

The Village is very proud of its Primary School and Playgroup. Both have enviable reputations and are what make Grundisburgh so attractive to families. The School was originally housed in a Victorian building on the Green but moved to badly needed new premises in Alice Driver Road in 1989. The redundant Old School, now listed, was imaginatively converted into eight flats for older residents with all the architectural features retained. Eight new houses for young families were built on land to the rear. The old building was given a new lease of life, providing badly needed accommodation for local people, while the children and their teachers were provided with a fine modern school.

Grundisburgh is very well served by its shops and pub and is very lucky to still have a Post Office which attracts customers from miles around.

## **Grundisburgh & Culpho Parish Plan 2006 Report Text Only Version**

Because Grundisburgh provides services for surrounding smaller villages, the Parish's approximate 1500 inhabitants enjoy amenities which a village of this size could not normally sustain on its own. With quick and easy road access to Ipswich, Woodbridge, the Heritage Coast and the trunk roads to London and the Midlands it is no wonder that it is a very popular place to live and attracts many visitors.

### **2 PARISH PLAN BACKGROUND AND PROCESS**

Looking back to the beginning of the Parish Plan process, it's hard to believe that it officially commenced in 2003! The process has been surprisingly lengthy and, with the benefit of hindsight, I am sure that we could have condensed certain elements. I believe that the main reason for it taking so much time was that the Committee wanted to ensure that it was produced as a true community project and that it would be as democratic and unbiased as possible. Whoever said that 'democracy is hard work' certainly knew what they were talking about. Other reasons for taking our time were essentially down to the fact that all the many people involved were volunteers and the amount of free time they have available is not inexhaustible – trivial things like family and work seem to get in the way.

Back to 2003 – at the Parish Council's AGM it was agreed that that the Parish should embark on the Parish Plan process. Parish Plans are a government sponsored initiative, ours being administered by Suffolk ACRE, whereby small rural communities can take stock of their community and identify ways of improving it. Mainly Parish Plans provide local people with the opportunity to have a voice in their future.

Following that AGM there was a meeting for those people interested in being on the Parish Plan Steering Committee and the following members were appointed:

Louisa Davies – Chairman, Ian Henderson – Vice Chairman, Gordon McWilliams – Secretary, Jane Awad, Irene Brunning, Claire Henderson, Celia McWilliams, Steve Sim and Ann Willetts.

The next step was to apply for the Parish Plan Grant; in the meantime the Committee organised publicity stands at the Village Show and Church fête as well as putting an informative article in the Grundisburgh News.

The grant came through in the late summer of 2003 and the Committee members then attended a Suffolk ACRE training workshop in late 2003. Following this the Committee determined that the most effective means of obtaining our community's views would be by means of a questionnaire going to every household in the Parish. It was decided to consult with every single parishioner in Grundisburgh and Culpho so they had the opportunity to say what they thought were the important issues.

Consequently we decided to invite parishioners to join Focus Groups for the various different types of issues, i.e. Environment, Local Government, Parish Services and Facilities, Local Business, Over 60s and Young People. With regard to Young People, the Steering Committee felt that as they represent the future of this community, it was important to ensure they were given every encouragement to participate in the project and therefore it was decided that they should develop their own questionnaire.

This Focus Group element of the process was extremely time consuming as not only did we distribute a Focus Group invitation to every household but we also wrote to all

## **Grundisburgh & Culpho Parish Plan 2006 Report**

### **Text Only Version**

the Parish clubs and organisations, local business and various Suffolk organisations to make them aware of the process.

Unfortunately, after having given a lot of support to the Steering Committee both Gordon and Celia McWilliams resigned for personal reasons. Very sadly Celia died at the beginning of 2005 after battling ill health for a considerable period.

The response to the Focus Group initiative was fantastic, over 60 people participated and the age range was 10 to 91. It was interesting to note that two of the hot topics at both ends of the age scale were the village hall and the bus service.

By highlighting the main areas of concern to this particular community, the Focus Groups played a vital role in helping to ensure that the questionnaire covered the key topics. Nevertheless the Steering Committee faced the unenviable task of deciding exactly which questions were required and how many. In order to attain essential data, quite a considerable number of questions were required on such basic facts as number and age of people per household and type of dwelling. In order to cover all the questions that people would have liked asked, the questionnaire would have been several inches thick. Therefore the Committee felt it was a pretty good achievement to end up with a total of 82 questions for the household questionnaire and 31 questions for the Young People's.

Having had the community put so much time and effort into developing the questionnaire, the Committee pulled out all the stops to get as many people to fill it in as possible. Kate Taylor's illustrations helped to make the questionnaire look interesting and over 30 volunteers helped with the distribution to the 672 households. The volunteers were asked to make every effort to give the questionnaires to a person at each house and to ensure that the completed questionnaires were collected.

On 5 November 2004 Claire Henderson, one of our Committee members and wife of Vice Chairman Ian, died. Claire made a huge contribution to the Parish Plan – she was full of ideas, her administrative skills and support were second to none and she was absolutely committed to helping our community. Although Claire had been suffering from ill health, her death was a terrible shock and all the Committee felt the terrible loss of a colleague and friend.

At this point, the Committee had to put things on hold and subsequently review and revise plans and timescales. The final outcome was the decision to use an Excel Spreadsheet in order to analyse the data from the completed questionnaires. Here it is essential that I thank Ian McIvor for his invaluable support. Not only did he rescue the data analysis process but he has played a vital role in compiling the whole report.

The actual percentage of returned and completed household questionnaires was 84%, which is fantastic. Although a few people did not want to fill in the questionnaire, a significant number of non returns were due to houses being unoccupied, people being in hospital or people who felt they were too new to the village.

The only problem with such a high number of completed questionnaires was that it meant an awful lot of data input. Once again, our community turned up trumps and we managed to find enough volunteers to take on this task.

The results of the data analysis were then distributed to the Focus Groups who were asked to produce a list of recommended actions for presentation to the Parish Council. As this coincided with the summer holiday period, understandably several of the Focus Groups were unable to convene proper meetings until the autumn of 2005.

## **Grundisburgh & Culpho Parish Plan 2006 Report**

### **Text Only Version**

However all the Focus Groups produced reports regarding the actions they considered would be most worthwhile.

From the summer of 2005, Jane Awad no longer had the available time to give to the Committee. Jane's help and support with the Parish Plan was much appreciated. Despite reduced numbers, between October 2005 and February 2006 the Steering Committee met almost weekly to review the Focus Group reports and to incorporate them in the main report. A lot of time has had to be spent on verifying and cross referencing the report.

The result of all this is that you have a report which reflects the opinions of the community on a wide range of issues. This provides essential background to the recommended actions. The actions are detailed throughout the report and also compiled as one list at the end of the report. This action list has been given to the Parish Council for consideration.

Louisa Davies

Chairman

Parish Plan Steering Committee

### **2.1 Availability of the Parish Report and Focus Group Reports**

All households in the Parish will receive one printed copy of the Parish Plan Report, with the Action List as an appendix and the Young Peoples Report as an insert. All these items will also be online on the Parish Council website [www.onesuffolk.co.uk/GrundisburghPC/](http://www.onesuffolk.co.uk/GrundisburghPC/).

Information from the Focus Group Reports form a major part of the Parish Plan Report. However the Steering Committee had to make some revisions to the original text. In fact relatively few actual changes to Focus Group Report text were made (i.e. corrections to figures or clarification) but in several instances detail was either reduced or cut as it was considered too lengthy for the main report. Printed copies of the original Focus Group Report are available upon request (maximum of one per household) from any member of the Parish Plan Committee; however the original Focus Group reports are also on the Parish website.

## **3 LINK TO LOCAL PLANS**

The current Suffolk Coastal Local Plan guides and controls development in Grundisburgh and Culpho. It was adopted by the Council in 1994 and subjected to the first alteration adopted in 2001; it guides development in the district until 2006.

Grundisburgh is recognised as a village suitable for some new housing within the physical limits boundary (see map). That would be limited to infilling (defined as the filling of a small undeveloped plot in an otherwise built-up frontage) or a group of dwellings well related to their surroundings.

Culpho on the other hand, is identified as a hamlet or cluster of houses within the countryside which is of insufficient size or possesses an insufficient range of facilities to be accorded Village status. Permission will not be given for new dwellings, except in exceptional circumstances i.e. new country houses, agricultural workers' dwelling, local need housing and conversions.

## **Grundisburgh & Culpho Parish Plan 2006 Report**

### **Text Only Version**

#### **3.1 Transport and Communications**

The aim is:

- To liaise with the appropriate Authority to seek the provision of an adequate transport network.
- To anticipate the consequences of major improvements to the highway network.
- To ensure that new development is adequately served by a satisfactory and safe access, car parking and provision for loading and turning.
- To seek a safe, convenient and pleasant environment for pedestrians and cyclists, both leisure users and those going to and from work and school.
- To encourage the appropriate Authorities to provide an adequate and accessible system of public transport, including provision for people with disabilities.
- To ensure that any proposals for development that are likely to generate additional traffic movements on rural roads, particularly by heavy goods vehicles, would not materially harm the safety of road users, including pedestrians, cyclists and horse riders.

#### **3.2 The Environment**

Within the physical limits boundary of Grundisburgh there is a conservation area (see map) where tighter planning restrictions apply, including rules on tree felling. The District Council will consider enhancement schemes in this area when financial resources are available.

#### **3.3 The Future**

In future the Local Plan will be replaced by the Local Development Framework. Until the new documents are available the current local plan will contain 'saved policies' that will be used for the purposes of development control. Supplementary Planning Guidance, adopted by the council and currently in operation, will continue to be used in the determination of planning applications.

The Local Development Framework will change the way the planning policy system operates. The new system will have three tiers as described below:

- National policy circulars, planning policy guidance notes, etc - produced by the Office of the Deputy Prime Minister.
- Regional Spatial Strategies - produced by the regional assemblies. The East of England Plan, currently in draft, is a strategy to guide development for at least 20 years. It is currently under going Public Examination.
- Local Development Frameworks - produced by district & borough councils except in relation to minerals and waste which are county council responsibilities.

The Local Development Framework will contain the policies, proposals and actions that affect the future of the district. The Grundisburgh and Culpho Parish Plan will feed into this framework.

## **Grundisburgh & Culpho Parish Plan 2006 Report Text Only Version**

There are basically two groups of document:

Local Development Documents will include:

- Core strategies and policies
- Site specific allocations and policies
- Proposals map

Supplementary Planning Documents will include:

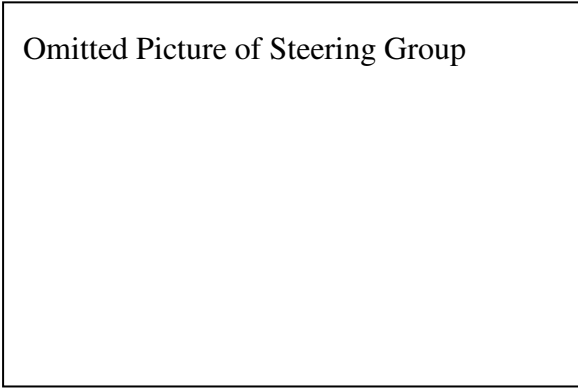
- Affordable housing
- Planning briefs for allocated sites
- Redundant buildings

In addition, there will be three other documents:

- Local Development Scheme
- Statement of Community Involvement
- Annual Monitoring Report

In addition to greater community involvement, Local Development Framework places a greater emphasis on the environment and sustainable development. As a result, all Local Development Documents will be subject to a Sustainability Appraisal. Some will undergo an independent examination by a planning inspector before adoption. Suffolk Coastal is at the first stage of the Sustainability Appraisal process and is currently producing its Scoping Report.

Omitted Picture of Steering Group



Omitted Picture of Presentation at the Village Show



Original Steering Committee

Presentation at the Village Show

# Grundisburgh & Culpho Parish Plan 2006 Report

## Text Only Version

### 4 RESULTS OF THE PARISH PLAN QUESTIONNAIRE

#### 4.1 Response to the Survey

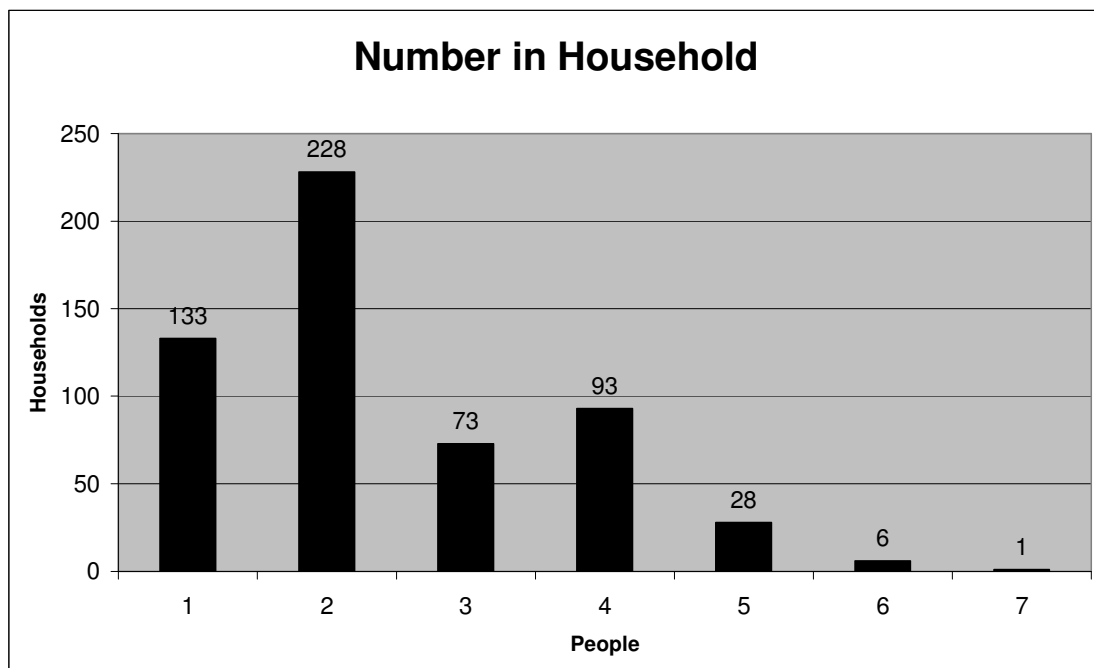
The questionnaire was delivered to all 672 households in the Parish and 562 questionnaires were completed and returned, equating to a very pleasing return rate of 84%. A total of 1,363 people participated in the questionnaire, however it should be noted that not all of these answered all the questions. Therefore results, and in particular percentages, are calculated according to the number of respondents to each individual question.

A number of questions requested individual comments. Where the comments from several people have been of a similar nature, they have been given a single description to give them due emphasis and to reduce the size of the tables required. The original wording has been retained and is available to the Parish Council and others needing to make decisions based on the plan.

### 5 HOUSEHOLD

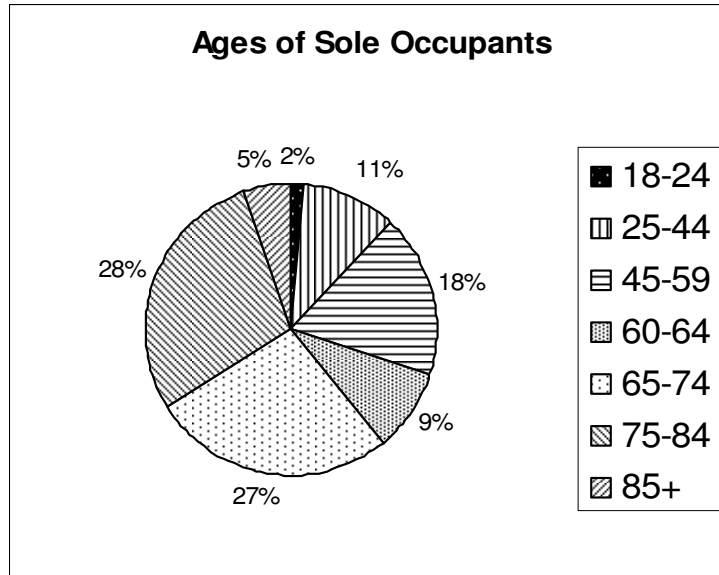
#### 5.1 Village Profile

Based on the households responding, there was an average of 2.4 people per household.



**Grundisburgh & Culpho Parish Plan 2006 Report**  
**Text Only Version**

In view of the fact that 24% of respondents live alone, it was decided to analyse the results by age. This shows that well over half of those living alone are beyond retirement age.

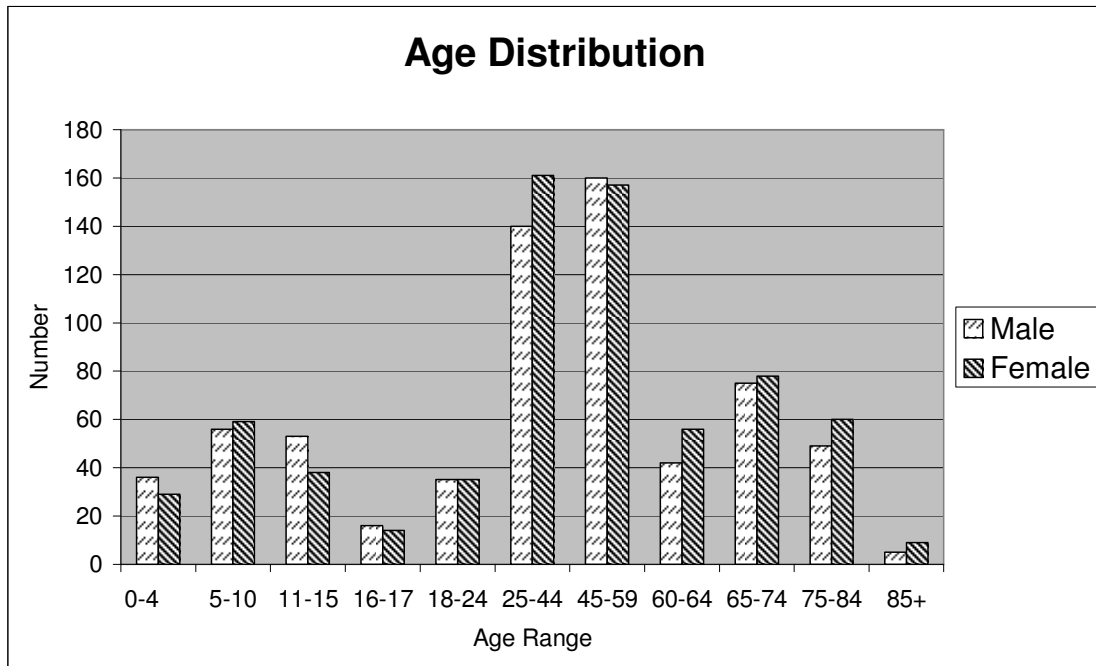


Age Range	Sex	Number
18-24	F	2
25-44	F	8
25-44	M	6
45-59	F	13
45-59	M	11
60-64	F	9
60-64	M	3
65-74	F	27
65-74	M	9
75-84	F	30
75-84	M	8
85+	F	5
85+	M	2

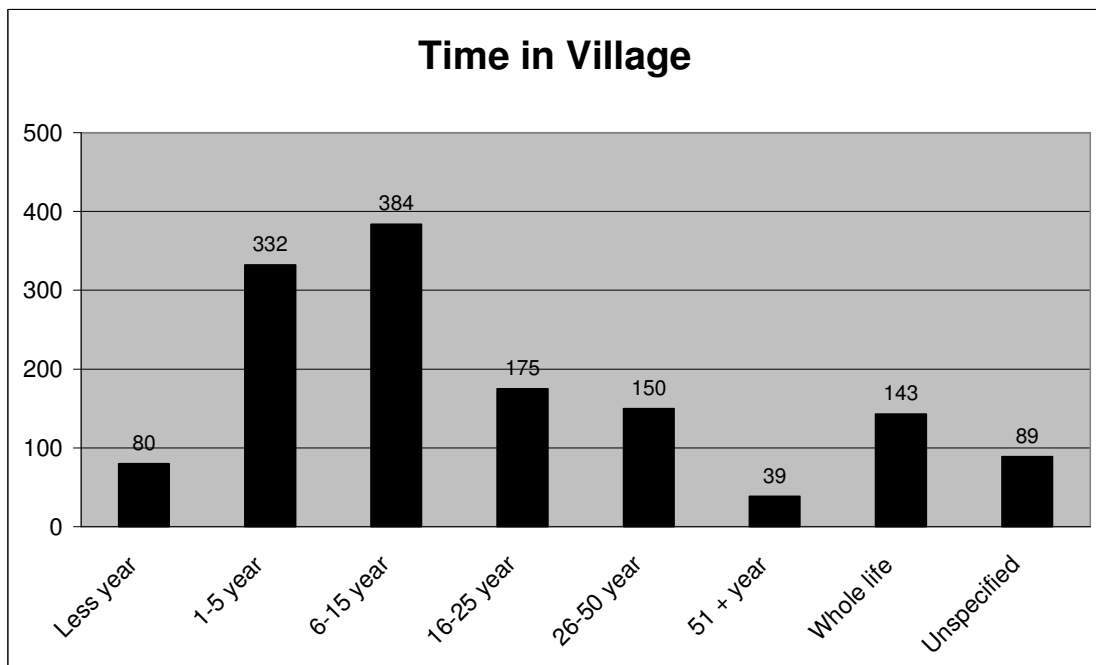
The population of the Parish is relatively evenly balanced between the sexes, being 49% male and 51% female. Approximately one quarter of the population is under 18, one quarter 18-44, one quarter 45-59 and one quarter 60 and over.

**Grundisburgh & Culpho Parish Plan 2006 Report  
Text Only Version**

The total number of respondents was 1363 of whom 696 were female and 667 male.

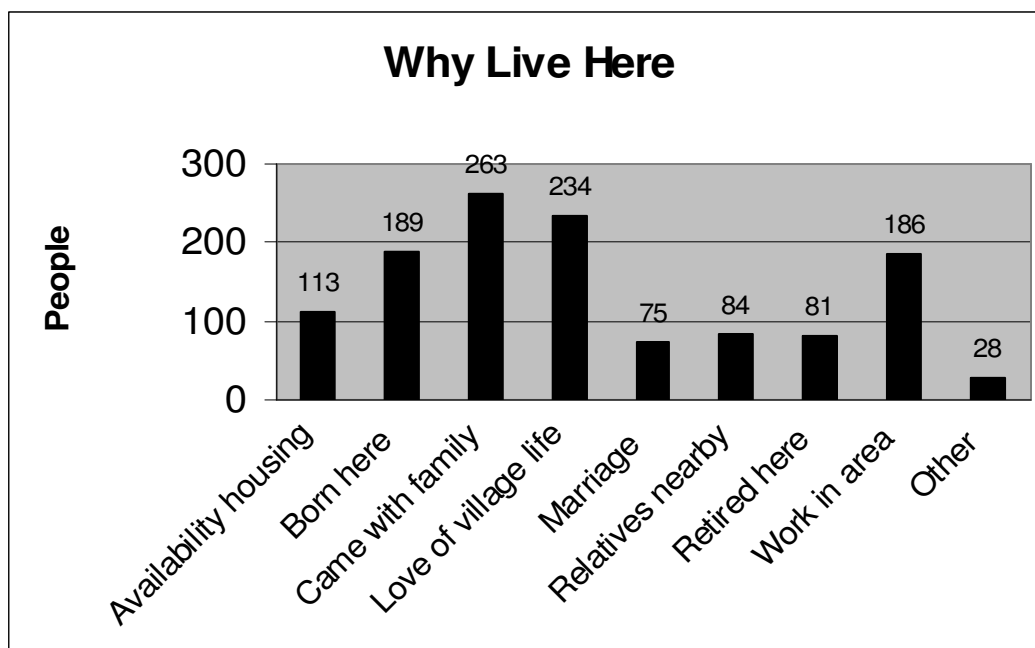


People were asked how long they have lived in the Parish and 143 people stated that they have lived here all their lives – lucky them!



When asked why people chose to live here, it is apparent that family reasons and love of village life come to the fore.

**Grundisburgh & Culpho Parish Plan 2006 Report  
Text Only Version**



**5.2 Housing**

The following section details the housing in the Parish. Over three quarters of homes are owner occupied, 58% are houses and 40% of homes have 3 bedrooms.

<b>Ownership</b>	<b>Number</b>
Owner occupied	428
Housing Association rented	80
Private rented	37
Shared ownership	8
Housing Association shared equity	3
Provided as part of employment	3
Other	1
<b>Total</b>	<b>560</b>

<b>Type</b>	<b>Number</b>
Detached house	187
Semi-detached house	138
Detached bungalow	99
Semi-detached bungalow	86
Terraced house	38
Flat	6
Specially adapted housing for elderly or disabled	2
<b>Total</b>	<b>556</b>

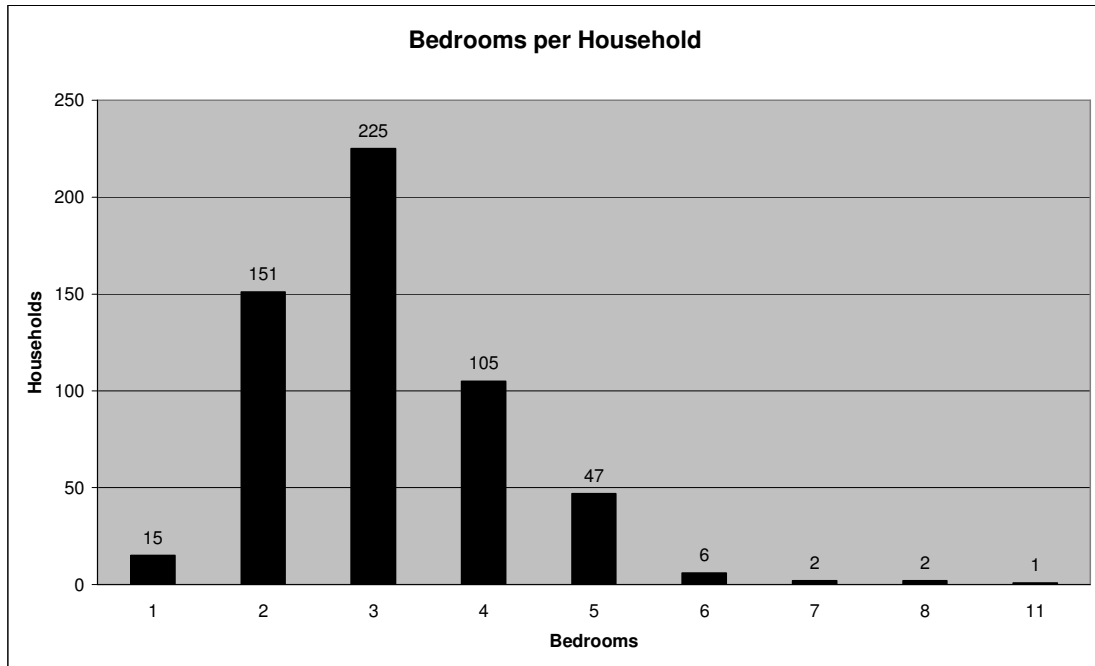
**Grundisburgh & Culpho Parish Plan 2006 Report**  
**Text Only Version**

Omitted Pictures of:

Ablitts Meadow

The Old School Houses

**Grundisburgh & Culpho Parish Plan 2006 Report  
Text Only Version**



**5.3 Need for alternative accommodation in the Parish**

As part of the important information for future development and planning in the Parish, people were asked if they required alternative accommodation. Thirty-two households stated that alternative accommodation was needed, equating to a further 37 dwellings as five households indicated that more than one person needed separate accommodation.

The people needing alternative accommodation were specified as:

Who	Number
Whole family	12
Daughter	11
Son	9
Elderly relative	0
Myself	5
<b>Total</b>	<b>37</b>

**Grundisburgh & Culpho Parish Plan 2006 Report**  
**Text Only Version**

The types of accommodation that people said they needed, including where people have specified alternatives, were:

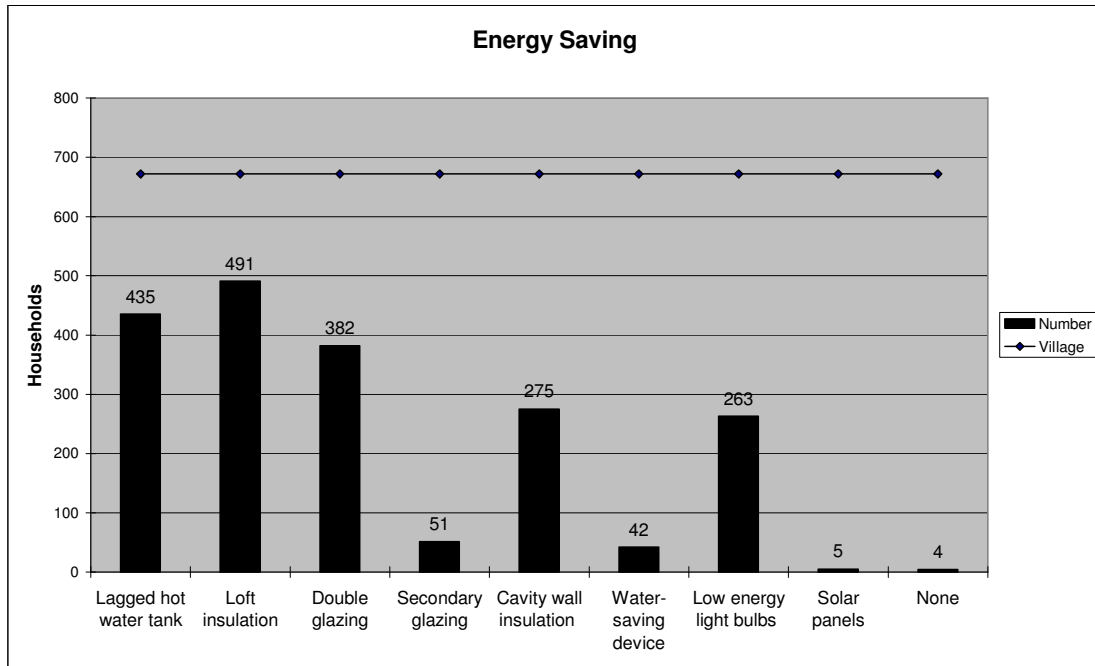
<b>Type</b>	<b>Bedrooms</b>	<b>Numbers</b>
Flat	1	4
Flat	2	3
House	2	7
House	3	8
House	4	1
Bungalow	1	3
Bungalow	2	9
Bungalow	3	1
Elderly	2	1
Elderly	1	1
Residential	1	1
<b>Total</b>		<b>39</b>

#### **5.4 Housing Facilities**

We are all being encouraged to consider our energy consumption and therefore it was considered important to gain information regarding the utilisation of energy saving features.

<b>Feature</b>	<b>Number</b>
Loft insulation	491
Lagged hot water tank	435
Double glazing	382
Cavity wall insulation	275
Low energy light bulbs	263
Secondary glazing	51
Water-saving device	42
Solar panels	5
None	4
Other	10

**Grundisburgh & Culpho Parish Plan 2006 Report**  
**Text Only Version**



**Environmental Focus Group Comment (EFGC):** The results of the questionnaire suggest that there already is an awareness of energy efficiency in the Parish with a reasonable number of houses reporting loft insulation (491) and lagged hot water tanks (435). But there is a disappointing uptake of low energy light bulbs with just 263 households saying that they use them.

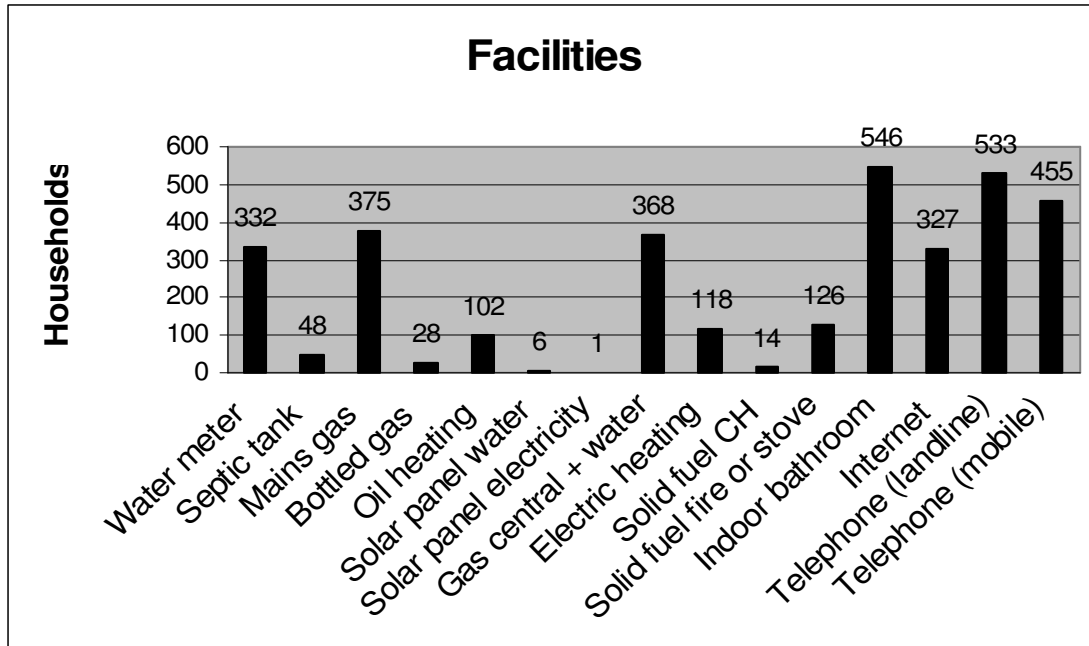
Six households also reported having solar panels for hot water and one for electricity generation (if you'd be prepared to identify yourself, the environmental focus group would be delighted if you'd share your experiences with us)

Interestingly of the 455 households who answered the question on energy saving grants, only 154 said that they would like more information on them.

There is considerable help available for households to become more energy efficient and, in so doing, reduce their energy bills. The Environmental Focus Group has identified sources and means for getting this assistance to Grundisburgh and Culpho.

- Action 1. Encourage more households to use low energy light bulbs, ideally by offering one or two free bulbs to each household in the Parish (This action is being put in place immediately with low energy light bulbs being distributed with this report)*
- Action 2. Use the Grundisburgh and District News and other means to distribute information on domestic energy efficiency*

**Grundisburgh & Culpho Parish Plan 2006 Report**  
Text Only Version



**Environmental Focus Group Comment:**

Water

It is thought that the vast majority of households, if not all, have mains water (526 reported having it).

332 households in the village have water meters therefore pay for what they use. For that reason, many environmentalists are in favour of water meters for all. 42 households reported using water saving devices.

Mains water is supplied by Anglia Water from a borehole at Pettistree which extracts it from water-bearing limestone strata (hence the fact that it is so hard and furs up kettles and taps).

48 households reported having septic tanks, suggesting that, as suspected, the majority of the Parish is on mains sewerage. In Grundisburgh this is taken to a sewage treatment works south of Lower Road and, after treatment, the water is put into the river. This increases the amount of water in the river and is a reason why sewage is an important consideration in any future developments in the village. There will come a point when the river can take no more water. In wet weather, it already bursts its banks downstream of the sewage works.

A final point about water and development is the effect of run-off. When rain falls on fields or gardens, it soaks into the soil. If these are covered with buildings, it falls on roofs and hard surfaces and pours off much more quickly into our rivers. For example, run-off from the Alice Driver development is taken by pipe directly into the river.

So without careful planning, development can have the double effect of adding more treated sewage water and more run-off to a river already prone to flooding.

*Action 3. It is recommended that a mechanism is set up to ensure that sewage and run-off are taken into consideration in any proposed developments.*

*Action 4. It is also suggested that information be collated and published on water saving techniques*

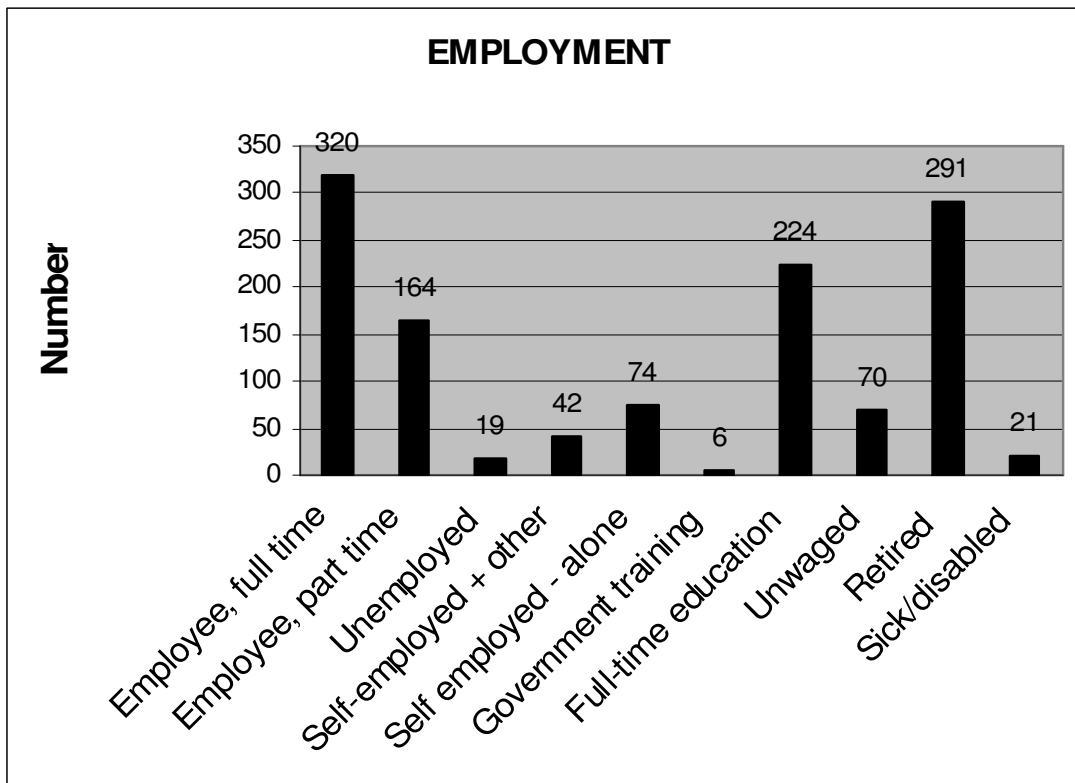
**Grundisburgh & Culpho Parish Plan 2006 Report**  
**Text Only Version**

**6 EMPLOYMENT**

**6.1 Employment and Local Business**

**Local Business Focus Group Comment:** As well as the flyer going to all households inviting parishioners to join the focus groups, we wrote to as many local businesses as possible in order to make them aware of the Local Business Focus Group. We have to be honest, the response was not overwhelming and the resulting focus group comprised of just three people. We must not however be negative about this as it is fair to assume that this lack of response indicates that there are not any major problems for local businesses in the Parish.

Nevertheless, the Business Focus Group did agree that there should be a small section in the Parish Plan Questionnaire in order to help maintain and possibly improve what seems to be a good environment for local business and employment. The following is based on the Focus Group's analysis of the data resulting from the questionnaire.



Of these several have declared two or more occupations:

- 35 have 2 occupations
- 2 have 3 occupations
- 1 has 4 occupations

The Office of National Statistics (<http://www.statistics.gov.uk/>) is quoting 25.1% unemployment in the 3 months to September 2005. The figures for Grundisburgh and Culpho indicate approximately 12.2% of those of working age are not employed, i.e. half the national average. Comparing the figures for those people "Economically Active", Grundisburgh and Culpho has approximately 3.1% unemployed compared to the national average of 4.7%.

**Grundisburgh & Culpho Parish Plan 2006 Report  
Text Only Version**

**6.2 Place of Work**

People were asked where their main place of work is:

<b>Place of Work</b>	<b>Number</b>
Ipswich	188
Woodbridge	84
Grundisburgh or Culpho	76
From home	69
Martlesham	51
Felixstowe	15
London	15
Other	103
<b>Total</b>	<b>601</b>

For the “Others” the places indicated were:

<b>Location</b>	<b>Total</b>
Suffolk	68
Essex	15
East Anglia	11
Other	5
Cambridge	3
Norfolk	1
<b>Total</b>	<b>103</b>

**Local Business Focus Group Comment:** Due to advances in technology, there are a significant number of people now working from home (a mixture of self-employed and employed). This probably correlates to the national reversal of the previous trend (1960s – 1980s) of a decline in home working. Combined with the number of people working in the Parish, it seems that we are a hive of industry – albeit that much of it is not very visible. The Business Focus Group feels that the increase in people being in the Parish during the working day is, overall, likely to be a good thing:

- less travel, which is good for the environment and means that people are not having to waste time on commuting;
- potentially more customers for other local businesses, particularly the shops, post office and pub;
- more people being about during the day is likely to help security, i.e. deter some crime.

We should not ignore the fact that in some instances, the increase in home-working may mean that more houses are being lit and heated during the working day.

In considering the needs of helping local business, the Focus Group considered that the following are important:

- maintenance of good roads and utilities

## Grundisburgh & Culpho Parish Plan 2006 Report Text Only Version

- good telecommunications
- good local facilities – shops and notably the post office

With reference to local business and telecommunications, it was noted that for those people who work in the villages or at home the percentage changes to 56% in favour of improved mobile telephone coverage compared to 50% overall. Looking at those people who work at home, there was a nearly 2:1 ratio of those in favour to those not. See section 13.5 below for an analysis of the general view on increasing mobile telephone coverage, which is evenly split between those for and against.

There are also a lot of people who commute to work outside of the Parish – however the majority work within the Suffolk area. The Business Focus Group considered that transport issues would be addressed by those Focus Groups specifically looking at related issues.

*Action 5. Investigate methods of improving mobile phone services. Does this mean increased coverage or informing parishioners of those suppliers who do have good coverage?*

*Action 6. Advertise the fact that businesses can get two hours of FREE energy advice over the telephone from the Carbon Trust (0800 085 2005).*

### 6.3 Barriers to Employment

People actively seeking work were asked if there were problems preventing them from gaining employment.

Barrier	Number
Other	56
Lack of child care	16
Cost of child care	14
Disability or ill health of some kind	10
Lack of access to transport	7
Lack of information/advice	2
No other care for adult Dependent	0
<b>Total</b>	<b>105</b>

**Local Business Focus Group Comment:** Approximately 10% of people of working age stated they are finding barriers to taking up employment. The most significant problem is child care, both in terms of availability and cost. The Focus Group noted that child care issues also seemed to be combined with problems of access to transport.

The Business Focus Group felt that the only appropriate action that could be taken at Parish level is to highlight this fact both in this report and in the Action Plan.

*Action 7. Highlight child care issues being the most significant barrier to employment within the Parish.*

**Grundisburgh & Culpho Parish Plan 2006 Report**  
**Text Only Version**

**6.4 Types of Business**

The types of business in the Parish (both current and planned new businesses) are:

Type of Business	Number
Other	19
Finance/Professional Services	14
Trade services e.g. plumbing, etc.	8
Construction	7
Agriculture/Horticulture	6
Tourism e.g. hotels, catering B&B	6
IT	4
Manufacturing	4
Retail	3
Transport	1
<b>Total</b>	<b>72</b>

Of the other types of business identified, only one - Image Consultancy (2 people) – had more than one person involved in it.

People running businesses stated they had encountered the following difficulties:

Difficulty	Number
Child care	4
Planning constraints	3
Finding staff	1
Transport	1
Small Premises not available	1
None of the above	40
<b>Total</b>	<b>50</b>

**Local Business Focus Group Comment:** There is quite a variety of businesses in the Parish and relatively few problems identified as hindering business development within the Parish. The Local Business Focus Group considered that the most obvious way of the Parish Plan helping local business would be to update and publish the Grundisburgh Guide which includes a Parish business directory. This would help advertise local businesses to our community and thereby possibly increase their customer base. At this initial stage, it is envisaged that a hard-copy version of the guide would be sold in the village shops and post office. However the guide would also be made available on a website. It was felt that whereas it is only really practicable to update the hard-copy version on an annual basis, the online guide could be updated on a more on-going basis.

*Action 8. Re-publish Grundisburgh Guide (both as hard-copy and on the web) with a local business directory. Aim to maintain regular updates.*

**Grundisburgh & Culpho Parish Plan 2006 Report**  
**Text Only Version**

**7 TRANSPORT**

**Facilities and Services Focus Group Comments:** The responses to the questions on transport confirm that most households rely on the car as their main form of transport, with a majority of households having more than one car. 982 respondents use the car as their major means of transport, with 103 using the bus and only 40 using the bike as their single major means. However, 179 respondents do use the bus for travel outside the village, and walking is popular within it. 48 households have no car.

**7.1 How many private cars/vans does your household use?**

Number of Cars	Houses with
0	48
1	213
2	220
3	44
4	8
5	2
6	1
<b>Total</b>	<b>536</b>

**Local Government Focus Group Comment:** Of the 566 questionnaires 488 (86%) households indicated they had the use of a car or van. Of these, 56% had use of more than one vehicle. Private motor vehicles clearly dominate the mode of village transport as well as village life.

**7.2 What do you use the vehicle(s) for?**

Vehicle Used	Number
Business journeys	231
Transport to work	485
Leisure	782
Shopping	707
Transporting children to school/college	155
Other	109
<b>Total</b>	<b>2469</b>

These numbers represented ONLY 956 respondents.

**Local Government Focus Group Comment:**

Predominantly journeys are for leisure purposes or shopping (59%) with transport to work or business related journeys representing a further 28%. The remaining 13% are for children's education and other more general needs.

**Grundisburgh & Culpho Parish Plan 2006 Report**  
**Text Only Version**

**7.3 How do you normally make your journeys within and outside of the Parish?**

**Within Parish**

	Bus	Motorbike / moped	Bicycle	Walk	Taxi	Own car	Car-share
School/college	2	0	6	54	0	25	0
Shopping	1	3	15	156	0	81	4
Work	1	1	3	29	0	43	0
Social/Leisure	3	1	25	146	3	91	3
Medical	1	5	9	175	3	106	3
Dental	2	0	1	0	0	18	0
<b>Total</b>	10	10	59	560	6	364	10

**Outside Parish**

	Bus	Motorbike/ moped	Bicycle	Walk	Taxi	Own car	Car-share
School/college	43	4	0	0	1	70	4
Shopping	62	4	2	3	9	410	8
Work	11	7	4	1	1	287	2
Social/Leisure	29	5	8	4	18	387	9
Medical	13	0	0	2	7	250	6
Dental	21	1	0	0	3	396	7
<b>Total</b>	179	21	14	10	39	1800	36

Within the Parish 55% of journeys are made by foot, 36% by car and 6% by bicycle.

In contrast, outside the Parish car journeys predominate, with 86% in own cars followed by 9% on the bus. Only a very small number travel by bicycle outside the village.

*Action 9. It is recommended that consideration of the needs of cyclists and pedestrians within the villages should be emphasised, particularly to encourage more of these activities.*

**7.4 Which of the following is your major means of transport?**

People answered this question with more than one answer quite often. Two analyses have been performed: the first deals with the most likely major means (Single), and the second is a complete analysis of all returns (Multiple). A significant number of people listed multiple major means of transport.

**Grundisburgh & Culpho Parish Plan 2006 Report**  
**Text Only Version**

First analysis of SINGLE major means:

Major means of transport	Number
Car	982
Bus	103
Bike	40
Lift with others	40
Walk	33
Community transport scheme	7
Taxi	4
<b>Total</b>	<b>1209</b>

Second analysis allowing MULTIPLE means:

Major means of transport	Number
Car	990
Bus	131
Bike	65
Lift with others	62
Walk	126
Community transport scheme	11
Taxi	25
Train	18
<b>Total</b>	<b>1428</b>

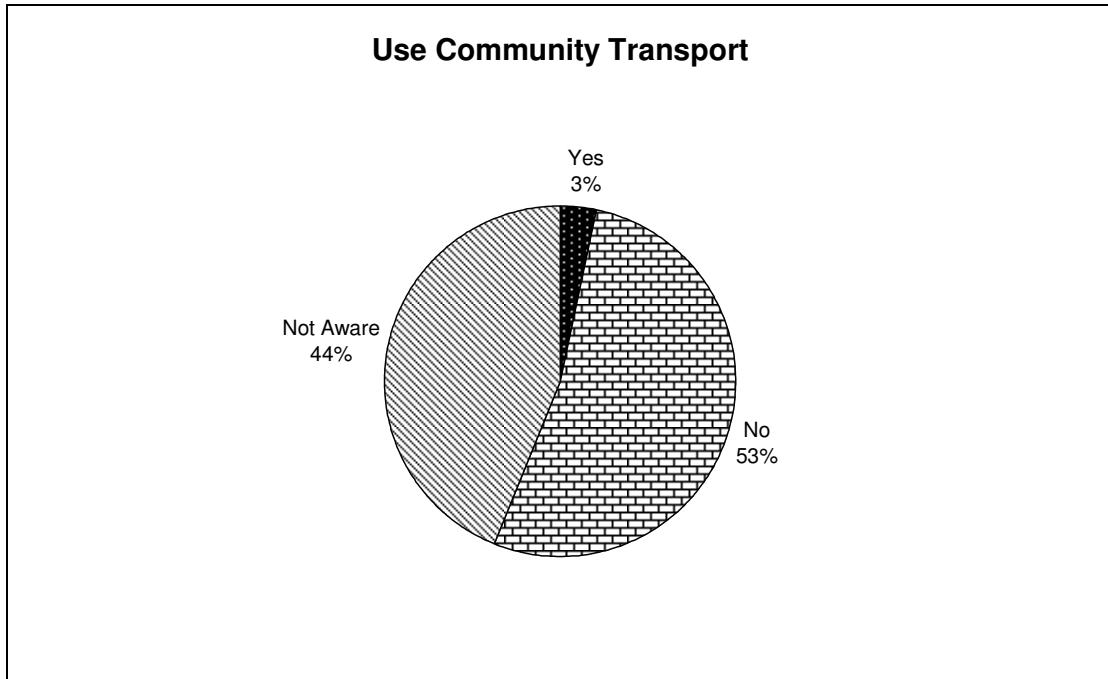
**7.5 Do you use the community transport scheme?**

**Facilities and Services Focus Group Comments:** Suffolk Coastal District Council support a variety of schemes including door-to-door services, concessionary fares, dial-a-ride, and concessionary travel vouchers. There is also a County Council Community Transport Team. Suffolk County Council have issued a guide called *Accessible and Community Transport – Get on Board!* for 2006 and there is a web site <http://www.suffolk.gov.uk/TransportandStreets/PublicTransport> .

Forty respondents say that they use the community transport scheme, but more than 500 were unaware of its existence. There are a number of community transport schemes available to people within the village including one run by Suffolk County Council for people who are physically unable to use public transport.

*Action 10. Contact organisers of the community transport scheme and recommend publicity to raise awareness. Depending on the response to the publicity, consider whether it could usefully be expanded.*

**Grundisburgh & Culpho Parish Plan 2006 Report  
Text Only Version**



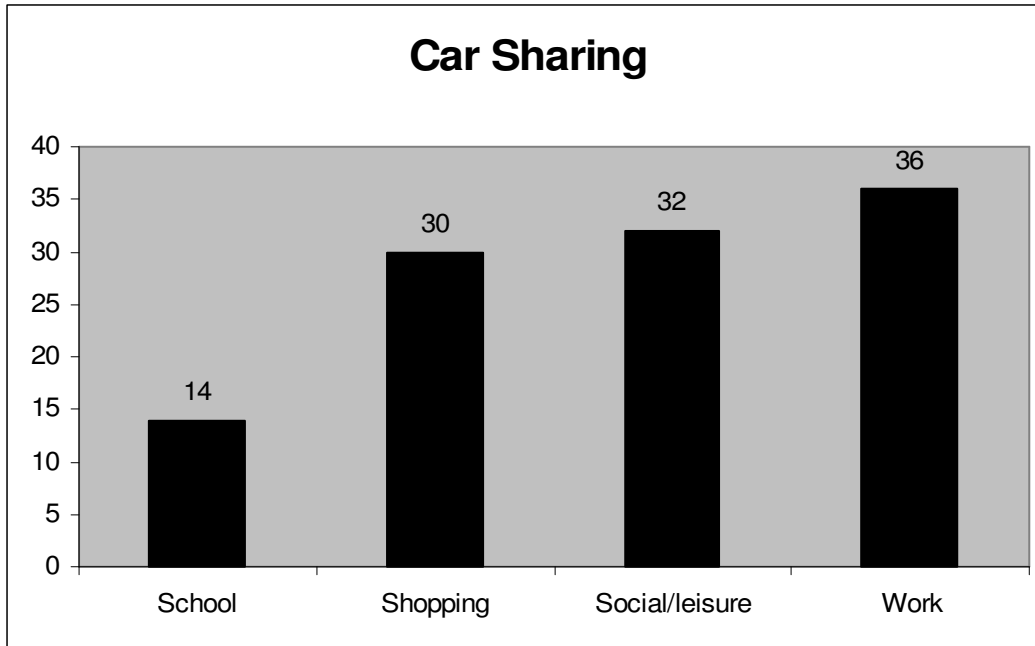
**Local Government Focus Group Comment:** Very little usage and responses indicate that a better understanding needs to be communicated if the interest is to be widened or maintained.

**7.6 Would you be prepared to take part in a car share scheme?**

<b>Car Share Scheme</b>	<b>Number</b>
Yes	82
No	872
<b>Total</b>	<b>954</b>

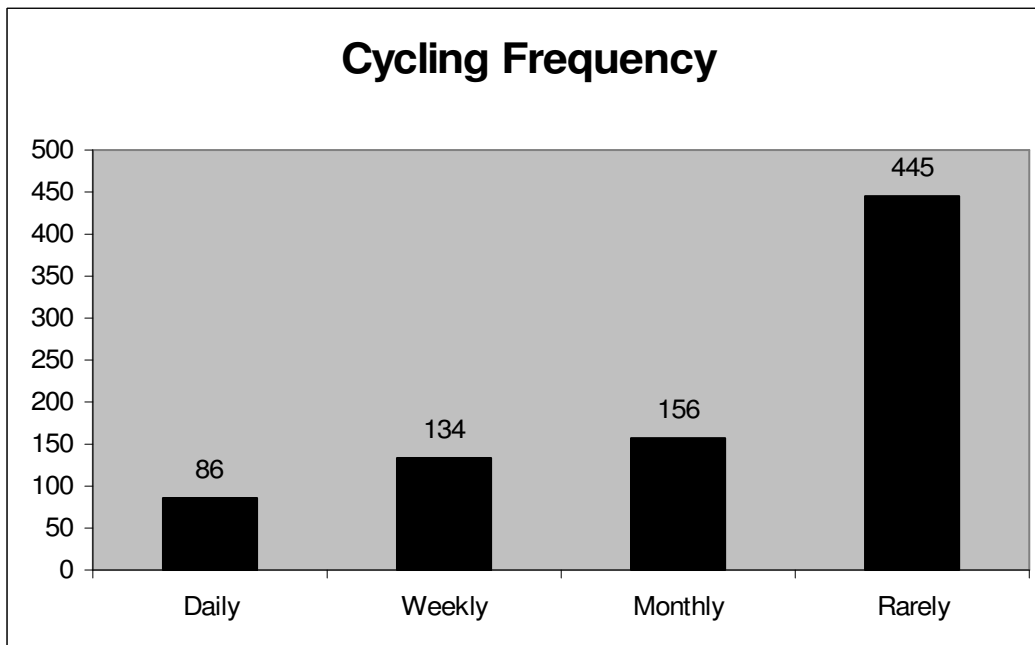
**Facilities and Services Focus Group Comment:** A strong majority of respondents (872) say they would not take part in a car sharing scheme. However, there are 36 people already car sharing for travel outside the Parish, and 10 within, and 82 people saying they would be prepared to take part, some for more than one purpose. The table below shows that car sharing for shopping, leisure and work are equally popular.

**Grundisburgh & Culpho Parish Plan 2006 Report**  
**Text Only Version**



*Action 11. The Parish Council should investigate the establishment of a car sharing scheme.*

**7.7 If you have a bicycle how often do you cycle?**



**Grundisburgh & Culpho Parish Plan 2006 Report**  
**Text Only Version**

Why not cycle	Number
Safety	388
Duration	346
No bike	288
Traffic	177
Weather	174
<b>Total</b>	<b>1373</b>

**Environmental Focus Group Comment:** Whilst there is a healthy number of people (65) for whom cycling was declared as their major means of transport (with 86 people using their bicycle daily and 134 weekly) there was also a clear desire for improved facilities for cyclists and a strong indication that such facilities would encourage greater use; the most significant factors governing people’s decision not to cycle more regularly were concerns about safety (388 people) and the length of the journey (346). Taking these factors into consideration, alongside evidence that the majority of journeys currently made are within the Parish (80%), there seems to be a good opportunity to encourage greater use of bicycles through improved facilities for cycling both within and beyond the Parish.

Of particular concern, is the very low number of children that cycle to school: 6 within the Parish and none to schools outside of the Parish. The reality is that within a generation cycling to schools outside of the Parish – for example, Farlingaye or Woodbridge – which would at one time have been the primary mode of transport, has virtually ceased, with children and parents favouring the school bus. The Government is currently campaigning to increase cycle use and Sustrans – a cycle-promoting charity, best known for its national network of cycle routes - is actively promoting safe routes to schools. It is likely that, as demonstrated so effectively at Kesgrave, a safe cycle route to school from Grundisburgh to Woodbridge would encourage more people, especially children to cycle to school, with all the benefits that would bring.

*Action 12. To develop a report detailing proposals to encourage greater cycling both within and outside of the Parish.*

*Action 13. To investigate opportunities to increase cycling proficiency training at Grundisburgh School.*

**Local Government Focus Group Comment:** The responses indicate there are many cycles, most of which are seldom used.

Only 27% of cycle owners use their bicycles frequently with the majority of cycle owners indicating safety and duration (time and distance) for not using their bikes more often.

**Grundisburgh & Culpho Parish Plan 2006 Report**  
**Text Only Version**

**7.8 If you use the bus service how do you rate it?**

Rating	Route	Timetable	Reliability	Cost	Access	Stop Location	Routes & timetables	Time vs Car
Good	98	46	95	68	8	85	53	34
Reasonable	98	81	104	101	25	112	80	109
Poor	20	96	19	38	79	9	66	60
No opinion	34	27	28	26	87	28	30	29
<b>Total</b>	250	250	246	233	199	234	229	232

**Environmental Focus Group Comment:** The Environmental Focus Group fully supports moves to increase the use of public transport over cars.

The results of the questionnaire showed that relatively few people expressed an opinion on the bus service, suggesting that it is not widely used. Fewer than 100 said that they use it regularly during the week, i.e. daily or on weekdays (see section 7.9).

It is recognised that the Parish Council has already had many meetings about the bus service to/from the Parish, but the Environmental Focus Group suggests that the following actions could be taken:

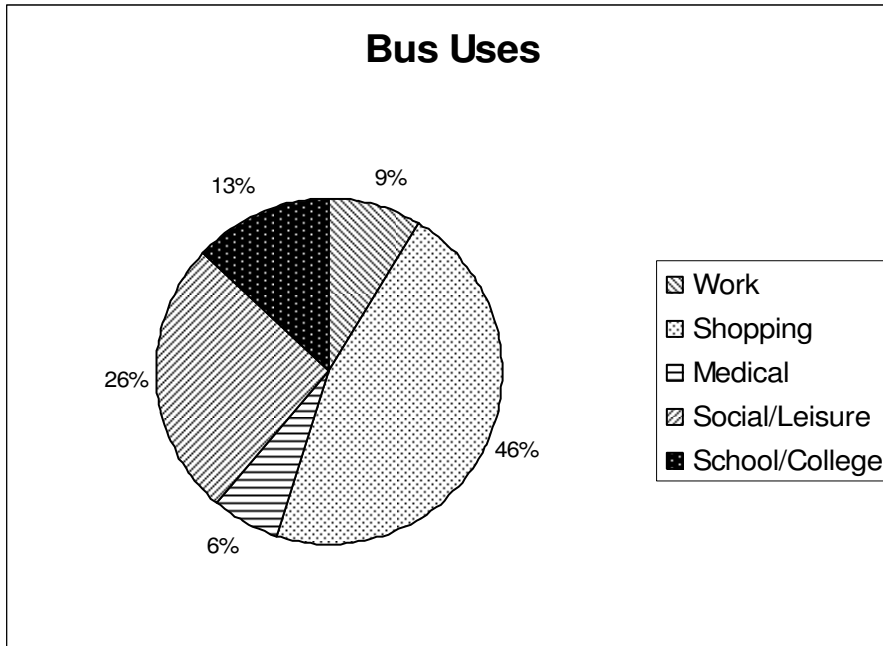
*Action 14. As 64 households stated that they had difficulty finding out about routes and times. It is suggested that copies of the timetables posted at the bus stops on Grundisburgh Green are issued to each house in Grundisburgh and Culpho as an insert to the Grundisburgh and District News.*

*Action 15. Every opportunity is taken to represent the Parish at meetings about local buses held at Suffolk County Council.*

**7.9 If you use the bus, what do you use it for and how often?**

Frequency	Work	Shopping	Medical	Social/Leisure	School/College
Daily	6	4	0	5	16
Weekdays	9	29	3	8	29
Weekend	1	24	0	24	0
Weekly	5	48	3	13	0
Monthly	9	55	16	39	0
<b>Total</b>	30	160	22	89	45

**Grundisburgh & Culpho Parish Plan 2006 Report  
Text Only Version**



**7.10 If you don't use the bus, why is that?**

Why not Bus	Number
Car more convenient	754
Bus Times during day don't suit me	183
Routes don't suit me	162
Buses don't continue late enough	112
Difficulty carrying shopping home	97
Buses don't start early enough	66
Difficulty finding out routes and times	64
Reliability	52
Cost	44
Difficulty getting on/off the bus	25
Difficulty getting to bus stop	23
<b>Total</b>	<b>1582</b>

A significant number of people (363) gave more than one reason for not using the bus.

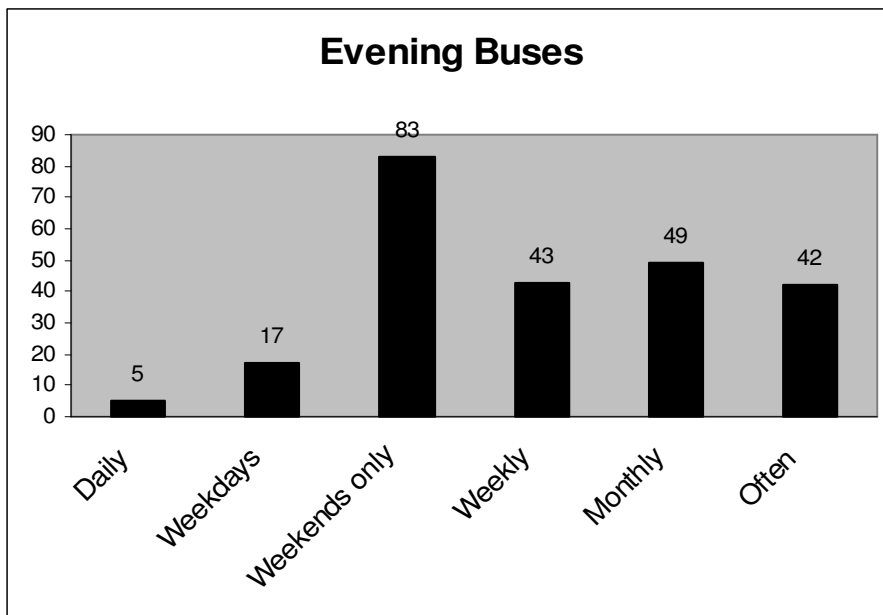
**Environmental Focus Group Comment:** Asked why people don't use the bus, the vast majority said that the car was more convenient, yet there were other reasons. As shown in the table above, 162 people said that the routes didn't suit them, and, in section 7.13, 273 said they would like a bus to Ipswich Station and 243 favour a bus to Ipswich hospital. Although it was not specifically highlighted in the questionnaire, it is known that one problem is the time of the last bus out of Ipswich, which is too early for many working people.

**Grundisburgh & Culpho Parish Plan 2006 Report  
Text Only Version**

**7.11 How frequent should bus services be to Woodbridge and Ipswich?**

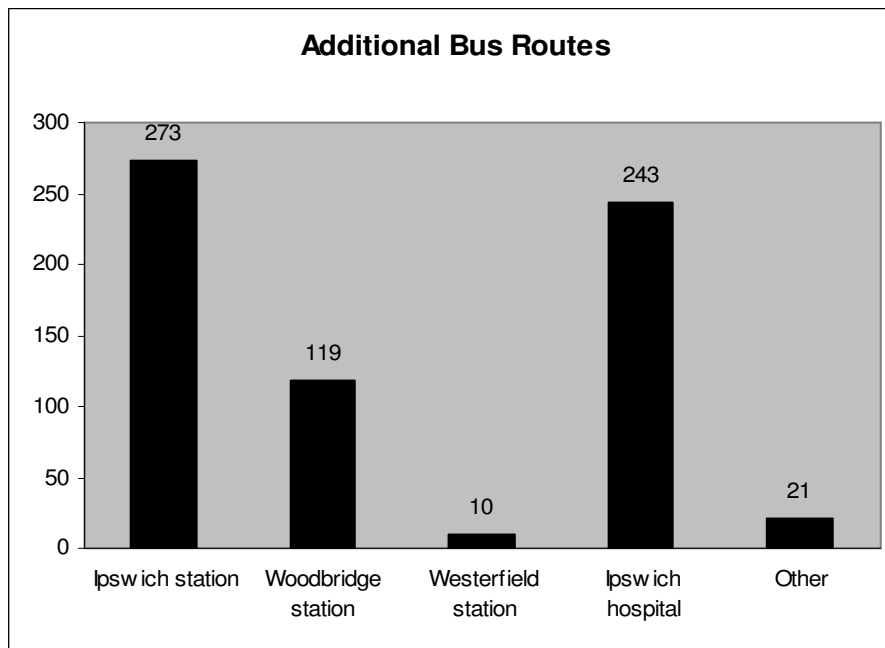
		Every ½ hour	Every Hour	Every 2 hours
Day	Woodbridge	94	200	57
	Ipswich	105	190	44
Evening	Woodbridge	34	158	110
	Ipswich	37	168	97

**7.12 Would you use evening bus services?**



**Grundisburgh & Culpho Parish Plan 2006 Report  
Text Only Version**

**7.13 Where would you like additional bus routes?**



**LOCAL GOVERNMENT FOCUS GROUP COMMENT:**

Bus services

The majority of users are generally satisfied with the overall services. However this disguises specific issues which are indicated as being in need of improvement. The fares are seen as reasonable; the reliability and location of bus stopping points in the villages are viewed as acceptable; the access to and from buses is considered poor. Bus timetables need improving. The bus operators all use roughly the same destination and starting points, with only the journey routes occasionally having slight variations. The services mostly attract shoppers with some smaller use for social and leisure and much smaller use for education, work or medical. A majority of bus users prefer an hourly service in each direction, both by day and during the evenings. Although Westerfield provides access to the UK rail network, and is relatively close to our villages, it is not included in any of our bus operators' routes and the survey verified that there is little demand. The responses, however, do indicate a significant demand for bus services to incorporate Ipswich Station and Heath Road Hospital, and to a lesser extent, Woodbridge Station.

*Action 16. Investigate extending bus services to Ipswich and Woodbridge Stations and Heath Road Hospital.*

**Grundisburgh & Culpho Parish Plan 2006 Report**  
**Text Only Version**

Omitted Pictures of the centre of Grundisburgh

**Grundisburgh & Culpho Parish Plan 2006 Report**  
**Text Only Version**

Omitted Pictures of:

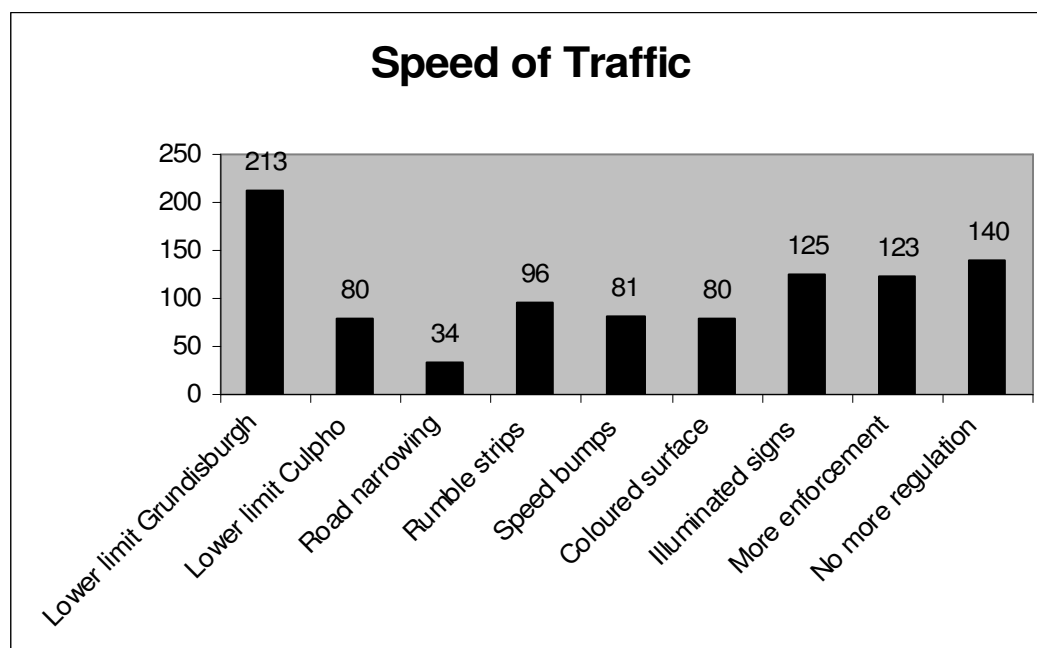
Areas of Concern with Traffic

Lorry damage

Route for Proposed Footpath

**Grundisburgh & Culpho Parish Plan 2006 Report**  
**Text Only Version**

**7.14 If you think the speed of traffic through the village should be more regulated, how should this be done?**



**Over 60s Focus Group Comment (O-SFGC):** Older people find it difficult to get round some parts of Grundisburgh and Culpho; traffic speed, parking and footpaths are all cause for concern.

*Action 17. More dropped kerbs to help wheelchair users, pushchairs and those with stiff knees!*

*Action 18. More footpaths, especially Woodbridge Road from Half Moon Lane to Lower Road, perhaps in the field. It would take up only a small slice of the field and provide safety from the traffic. Gaps could be cut in the hedge to provide crossing points.*

*Action 19. A lower speed limit in the centre of Grundisburgh and around the Culpho Church area.*

*Action 20. Possibly a one-way system round the grass in front of the Dog.*

*Action 21. Enforce no parking on kerbs, particularly Post Mill Gardens, and Stoney Road. Also enforce parking regulations at junctions*

**Facilities & Services Focus Group Comment:**

*Action 22. The Parish Council should work with the Highways department to identify acceptable schemes for further speed reduction in the centre of the village.*

(Note: the Parish Council has already been discussing how to achieve this on the access road in front of the old school and church.)

**Environmental Focus Group Comment**

The village was asked to suggest what it thought were the best ways to curb speeding. The most popular choice was to reduce the speed limit in the centre of Grundisburgh (213) backed up with illuminated signs (125) and enforcement such as cameras (123).

## Grundisburgh & Culpho Parish Plan 2006 Report Text Only Version

This approach may well have some impact on speeding, but it begs two questions: how much will it cost? Will it curb the speeding issue over the long term? The focus group feels that those who really want to speed are not put off by the prospect of fines but need a different incentive to slow down.

Richard Girling, Senior Feature Writer at the Sunday Times reported that “it is now widely accepted that ‘soft’ traffic controls often work better than hard architecture. Narrow roads with bends in them, for example, can do more to improve driver behaviour than wide straight ones”. Similarly, he goes on that “traffic slows down rather than accelerates when the central line is removed”. Ipswich is trying this approach at Handford Road where traffic accidents have gone down since the removal of all lines and signs at what had previously been an accident hot spot.

### 7.15 Do you think there are any major 'danger spots' on the roads in Grundisburgh and Culpho, and if so please specify where?

Danger-Spots	Number
Yes	358
No	123
<b>Total</b>	481

There were 411 responses naming 63 different areas of concern. The major areas were:

Danger-Spots	Number
Parish Rooms/Forge Stores	89
Meeting Lane Cross roads	69
The Street/Rose Hill	53
Woodbridge Road - 1079	25
Basket Makers corner	16
Stoney Rd	16
Half Moon bend	15
Culpho/Playford Corner	13
Lower Rd	12

### Environmental Focus Group Comment

Grundisburgh seems to be both making it easier for motor vehicles to speed and wanting them to slow down.

Vehicles can speed more easily when roads are geared more for vehicles than people or cyclists. There are no signs or facilities for anything other than motor vehicles on, say, the Woodbridge Road so it is little wonder that we drive as if the vehicle were king. In Tuddenham, for example, the opposite approach has been taken. There is a pavement and then parked cars. Between them they reduce the road to a single lane: infuriating when people are in a hurry – but speeding through that village would be difficult.

## **Grundisburgh & Culpho Parish Plan 2006 Report**

### **Text Only Version**

In recent years, new off-road parking bays have been created in the gardens of houses on Rose Hill and elsewhere and the questionnaire showed that there was concern about parked cars. The view of the Environmental Focus Group is that, in the main, parked cars are a valuable means of slowing traffic and that there should be a resistance to gardens being converted for off-road parking. The beauty of the village is in its cottage gardens and central green.

#### **7.16 Would you support a system where Heavy Goods Vehicles going to and from Debach are required to keep to a One Way System, in at Bredfield on C309 and out at Wyevale on B1079?**

<b>HGV One Way</b>	<b>Number</b>
Yes	430
No	59
<b>Total</b>	<b>489</b>

#### **Environmental Focus Group Comment:**

There is widespread concern about the number of large vehicles, particularly articulated lorries, using the narrow lanes in and around the Parish. They constitute safety hazards as well as causing noise, vibration, pollution and damage to verges, road surfaces and drains. Much of the problem stems from the haulage and storage depot at the former wartime Debach Airfield and the nearby duck farm, as well as from the increasing size of agricultural vehicles and machinery.

In 1997 the Parish Council convened a meeting with seven neighbouring parishes to make practical and positive representations to the Planning and Highway Authority. To support this, a number of traffic surveys were carried out to show that the number of lorries, as well as all traffic, was increasing. The result of this was that specific lorry routes were brought into effect in 1998 as part of the County Council Lorry Management Study – specifically introducing a one-way system with heavy goods vehicles (HGV) entering the area from the A12 near Bredfield and leaving on the Woodbridge Road to rejoin the A12 at the Wyevale roundabout.

In the survey, the village was asked what it thought about this route. 430 households voted in favour of the one-way system, 59 voted against it, 77 were undecided.

Other one way routes have been introduced for HGVs, and further traffic surveys have been undertaken in the Parish (in 2000 and 2004).

The eight parishes, which originally met in 1997 to form SORR (Save Our Rural Roads), have grown to 15 parishes. In 2001 the county council prepared a Local Area Action Plan covering this area and another one is in preparation in 2005. Generally, developments likely to use HGVs are not given planning permission unless they have almost direct access to a major road like the A12. A planning appeal in 2005 on a proposed development in Grundisburgh was dismissed because it would have brought more HGVs into the area.

#### **Save Our Rural Roads Information**

After campaigning on their own for many years about the damage being inflicted on their communities by the ever increasing numbers of heavy lorries, eight Suffolk

## **Grundisburgh & Culpho Parish Plan 2006 Report**

### **Text Only Version**

Parish Councils joined forces in 1997 to form the Save our Rural Roads Campaign (SORR). This was initiated by Grundisburgh & Culpho Parish Council. Membership has now grown to 15 villages - Clopton, Coddendam, Culpho, Bredfield, Burgh, Charsfield, Debach, Grundisburgh, Hasketon, Hemingstone, Letheringham, Otley, Swiland & Winesham, and Wickham Market.

SORR has conducted traffic surveys in April 1997 and April 2000. As a result of these and years of patient and constructive work SORR is now recognised by Suffolk Coastal & Mid Suffolk District Councils and the County Council as consultees and have made many representations particularly on the Coastal District Council Local Plan. SORR's participation has been actively encouraged by the local authorities who recognise that SORR has built up a wealth of knowledge and expertise.

Several principles have been established

1. Existing businesses, particularly at Debach, are not going to go away but further expansion should be resisted.
2. New businesses generating heavy lorry traffic should be located adjacent to the primary road network – this has been incorporated into Suffolk Coastal Local Plan.
3. Existing HGV traffic should be better managed to even out HGV flows on permitted roads as far as possible so as to share the burden upon communities.

A third traffic survey was carried out in September 2004 jointly with the County Council. The report, compiled by the County Council, is very large and comprehensive. The report compared the September 2004 survey with the previous survey undertaken in April/May 2000 and revealed a big increase in HGV traffic during the preceding 4 years, as much as 38% in parts. Following the survey the County Council, after consulting SORR and the affected parishes, has installed new signage in the C329 and B1078 area with the aim of encouraging a one way system for HGVs; in at the Bredfield C329 turning on the A12 and out at the Wyevale A12/B1079 roundabout. A traffic count will be carried out September 2006 to assess if the new signage has had any impact.

At a meeting with Suffolk Coastal District Council Planning, Suffolk County Council Highways and Planning, County Councillor Peter Bellfield and SORR chairman Malcolm Smith it was agreed that:

- The main impact of large numbers of HGVs was on the quality of life rather than based on a record of fatalities or large numbers of accidents. The objectives for future control of HGV growth would be to improve/maintain quality of life and to help prevent future accidents.
- Suffolk County Council Highways Department are to look at establishing road capacity limits for the B1078, B1079 and C309. (This will help in future planning rulings.)
- A recent planning application in Grundisburgh to convert redundant farm buildings for B8 Warehousing use was refused because of the potential increased HGV traffic through the village and the surrounding road network. The refusal was upheld by the Inspector at appeal. This has set a precedent that can be used for future planning applications.

## Grundisburgh & Culpho Parish Plan 2006 Report Text Only Version

Suffolk Coastal would object to any planning application that involved 5 or more HGV movements per day for our B1078/1079 area. No more warehousing or extra floor space to existing businesses in the area would be permitted.

SORR has the opportunity to ask for further changes to the Local Plan on the following two policies:-

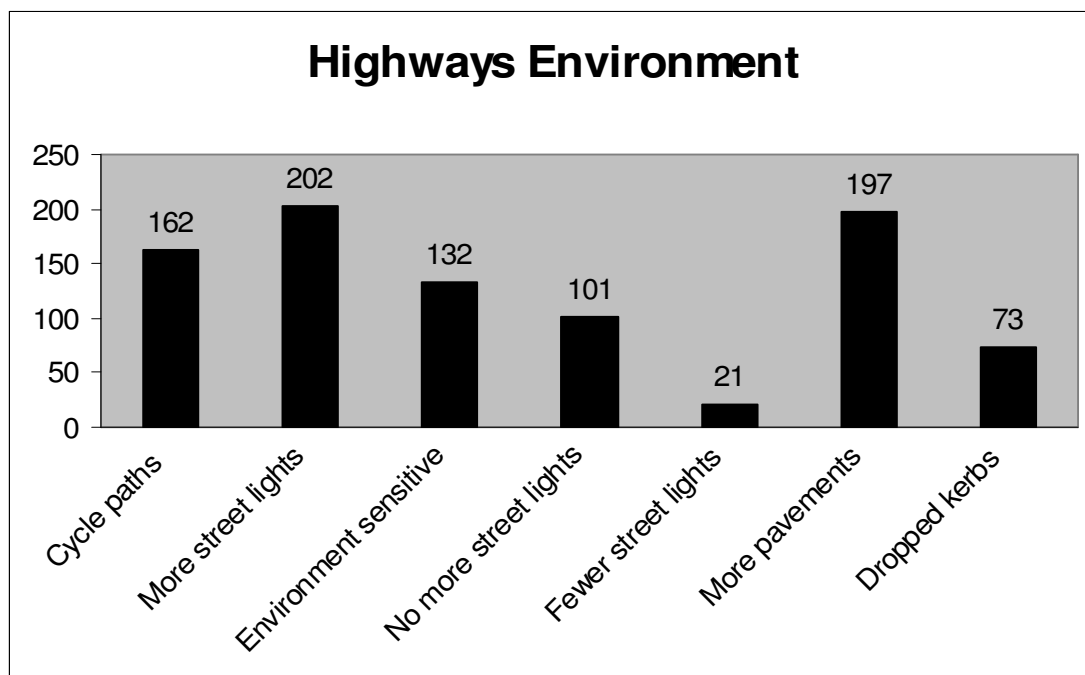
- AP70 Farm Diversification – we may want to enhance the wording around HGV generated traffic.
- AP210 Grundisburgh Area (Debach Airfield) – we may want to request that the classification for this area should be changed to “Countryside”.

*Action 23. The Environmental Focus Group supports the work that SORR and the Parish Council is doing and asks that they keep up the pressure to stop – and ultimately decrease - the growth of HGVs using the narrow roads in the Parish.*

### **Facilities & Services Focus Group Recommended Action:**

*Action 24. The Parish Council should inform the highways department of the perceived danger spots highlighted in the survey with a view to implementing safety improvements where applicable.*

### **7.17 Would you like to see any of the following in Grundisburgh and Culpho?**



### **Environmental Focus Group Comment:**

In total 162 people indicated a desire to see more cycle paths, predominantly within the Parish and between Woodbridge and the village. However it should also be noted that other measures can also significantly increase cycle-user safety. In fact the Cyclist's Touring Club recommends the following hierarchy of considerations in order of preference:-

## Grundisburgh & Culpho Parish Plan 2006 Report Text Only Version

- a) Traffic reduction
- b) Traffic calming and restraint
- c) Junction treatment and traffic management
- d) Redistribution of space on the carriageway
- e) Cycle lanes and cycle tracks

### Overall action on traffic calming, cycling and lorries

The Environmental Focus Group felt that it needed to engage the Parish in a different way of thinking about roads; changing the emphasis from the road being the preserve of the motor car to the thinking that they are routes along which pedestrians, equestrians and cyclists are equal partners with motor vehicles. This may seem idealistic, but decades ago it would have been unthinkable that town centres would be pedestrian only, yet today we recognise that amenity value increases as the dominance of motor transport is reduced.

In practical terms, this means:

*Action 25. Favouring bends and parked cars as ways of slowing down traffic*

*Action 26. Encouraging the use of road markings or Cyclist Priority Routes, like those along Felixstowe Road near Tesco (to mark out areas for pedestrians and cyclists.)*

There was also the suggestion that greater use might be made of the project carried out at Grundisburgh School on traffic.

Places indicated are as follows. A separate analysis linking change to place will be produced. There were a total of 54 different areas identified in 195 responses, with the following being the ones most mentioned:

Road Changes	Number
B1079	40
The Street/Rose Hill	21
Post Mill Gardens	15
Meeting Lane	14
Village Green	14
Gurdon Road to the Dog	13
Stoney Road	9
Throughout village	6
Half Moon Lane	5

An analysis of where people have suggested has been conducted and will be provided to the Parish Council.

### **Local Government Focus Group Comment:**

#### Transport Summary

Due to the domination of car ownership the volume of traffic through the village by privately owned motor vehicles is causing a variety of problems. This volume of motor traffic and the convenience of car ownership possibly discourage more pedestrian and cyclist activity and is, perhaps, part of the reason why the current bus

## Grundisburgh & Culpho Parish Plan 2006 Report Text Only Version

services are under utilised.

Residents of Grundisburgh and Culpho have indicated a wish to retain a village environment within these rural farming communities.

*Action 27. The Parish Council must therefore encourage a sensible approach to any traffic controls, suggested by the District and County Councils, caused by the growing volume of motor vehicles.*

*Action 28. Locally we need to be closely involved in the bus route planning by Suffolk County Council and to assist by encouraging better use of public transport. Certainly direct bus connections to Ipswich Station and Hospital are desirable and should be progressed to a satisfactory conclusion. There is also a need to improve communication for the services provided by the bus companies. Greater use of the many unused bicycles in the villages needs to be encouraged.*

Certainly a strong Parish Council continuing to interface with the higher political bodies that control our use of transport, is the only way of ensuring the wishes of these communities are maintained in the best interests of both villages.

### **Environmental Focus Group Comment:**

#### Street lighting and the Environment

The questionnaire asked people what they wanted in terms of street lighting and other amenities. The results showed that the village was evenly divided between those wanting more and those wanting less, or more environmentally friendly, street lighting.

The Focus Group discussed the possibility that those wanting more do not so much want traditional street lighting i.e. high columns illuminating the whole of the highway, as low intensity pedestrian lighting along unlit footways. Locations where there was considered to be a particular hazard were;

- to the rear of the Parish rooms
- the bridge adjacent to Williams' Stores.

Street lighting is a priority in built up areas where personal safety is an issue, and where pedestrians and cyclists are at risk on heavily trafficked roads. Street lighting can be reassuring but in a rural situation such as Grundisburgh crime and traffic are extremely low and it is questionable whether the cost or visual and environmental detrimental effects of street lights could be justified.

Insects, especially moths, are out and feeding at night. Low intensity street lighting will disrupt their flight; a high level will repel them altogether. This means that plants that should be pollinated by them could remain unfertilised. The population of bats, toads, shrews and other creatures that feed on insects will also be affected, and so we move up the food chain.

A survey carried out in a garden in Post Mill Orchard recorded 340 different kinds of moth - more than twice the number of species than the recorder had seen during twenty years at his previous home in West London. He believes the different light levels at night to be a major reason for the difference.

The importance of darkness to native wildlife is recognised in the Clean Neighbours and Environment Bill that has recently come before parliament. It intends to "extend

## Grundisburgh & Culpho Parish Plan 2006 Report Text Only Version

the list of statutory nuisances to include light pollution and nuisance for insects”. In other words, in future we will have to balance carefully the legitimate desire of many residents for some lighting with the legally backed right of nocturnal life to have darkness.

Recognising this and mindful of energy costs, local authorities are moving towards less harmful lighting e.g. sodium lighting and providing lamps that shine downwards, reducing the upward light. However a glow from street lighting still enters the night sky. Even in the skies above Grundisburgh many objects that should be visible to the naked eye are obscured by light pollution- an example was the Comet Machholz in January 2005. This was clearly visible in rural Norfolk- but locally almost undetectable.

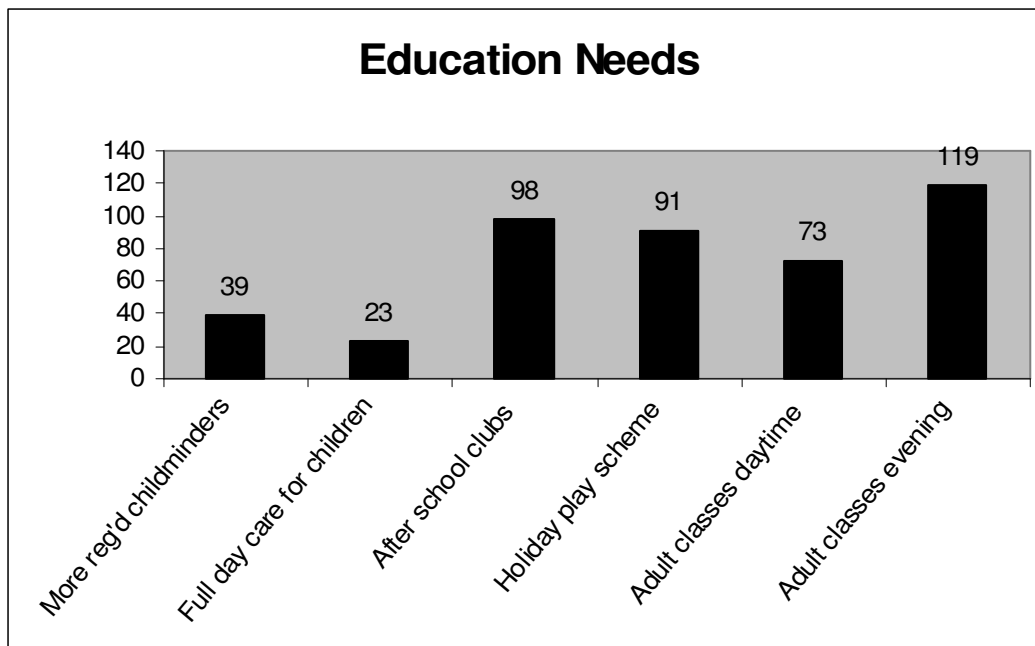
The Focus Group concluded that additional street lighting should not be provided within the village. Where new developments are constructed and the developer is obliged to provide street lighting, the alternative of providing low intensity pedestrian lighting should be formally considered.

*Action 29. Research the availability of low level pedestrian lighting such as that used in many caravan parks and the Old School grounds.*

*Action 30. Research the various types of street lighting that are low energy and designed to point downwards, rather than light up the night sky*

## 8 EDUCATION

### 8.1 Grundisburgh and Culpho’s needs for more education opportunities



**Grundisburgh & Culpho Parish Plan 2006 Report**  
**Text Only Version**

Omitted Pictures of Grundisburgh School

## Grundisburgh & Culpho Parish Plan 2006 Report Text Only Version

The above results show there is obviously a demand for adult education within the village, both daytime and evening. This echoes the results of the previous survey in 1984. Given that there are such facilities in Otley and Ipswich, the obvious questions are:

- What is hindering people gaining access to them?
- Are the courses the ones being demanded?
- Are the courses too expensive?

Elsewhere problems of child care facilities have been highlighted which may also be affecting use of the facilities available. Similarly the bus services may have an influence.

*Action 31. The Parish Council to liaise with the County Council to investigate the problems being experienced, the available topics and the costs.*

### 8.2 The number of children in households attending the following

Children Attending	Number
Play group in Grundisburgh	21
Play group outside Grundisburgh	3
Full day care	3
Nursery school, state	1
Nursery school, private	13
Primary school in Grundisburgh	92
Primary school, state, outside Grundisburgh	12
Primary school, private	10
Secondary school, Farlingaye	94
Secondary school, other state	1
Secondary school, private	10
School for those with special needs	1
<b>Total</b>	<b>261</b>

Education is dominated by the use of state schools, predominantly within Grundisburgh for Primary Education and at Farlingaye for Secondary. 6.5% of state pupils attend other schools. On the other hand, Nursery education is dominated by the private sector with only 1 child attending a state provided establishment.

### 8.3 Reasons children are unable to take part in after school activities

No school activities	Number
Lack of transport home	3
Distance between home/school	3
Expense	5
Special educational needs not catered for	0
<b>Total</b>	<b>11</b>

## Grundisburgh & Culpho Parish Plan 2006 Report Text Only Version

The low numbers identified are heartening as it indicates that, in the main, children are able to do things after school. Only 4% of children are not able to attend for one reason or another.

### 9 PLANNING

#### 9.1 Commercial Development in and around Grundisburgh and Culpho

	Strongly in favour	In favour	No strong opinion	Have reservations	Definitely not	Total
Tourism development/attractions	18	68	126	84	130	426
Small business development	39	126	107	74	103	449
Small scale light industrial workshops	24	78	94	91	146	433
<b>Totals</b>	81	272	327	249	379	1308

#### Local Government Focus Group Comment:

Overall there is no significant opinion in favour of commercial development. The preference is clearly to retain a rural village environment. If anything, small businesses have some support but clearly opinion is very much against having any small scale industrial workshops.

#### 9.2 Residential Development

People were asked what types of new accommodation were required in the Parish.

	Yes	No	Owner occupied	Rented
1 bedroom homes	129	143	71	84
2 bedroom homes	211	121	115	122
3 bedroom homes	125	149	67	75
4 + bedroom homes	30	186	16	13
Homes for people with disabilities	131	115	35	68
Homes for elderly people	200	104	45	99
Residential care	143	121	14	50

#### Local Government Focus Group Comment:

Presently the size of properties in the Parish are divided roughly between 30% small (1 & 2 bedroom), 41% medium (3 bedroom) and 29% large. (See 5.2 above). Overall the division is 21% rented properties and 79% owner occupied.

The questionnaires indicated a small number of villagers were seeking accommodation (see 5.3 above). Property sizes ranged in quantity: 29 small, 9 medium and 1 large. Many indicated requirements for sons and daughters, a demand which may have been reduced, following the more recent extension to the Ablitts Meadow development since the questionnaires were completed. Included among the

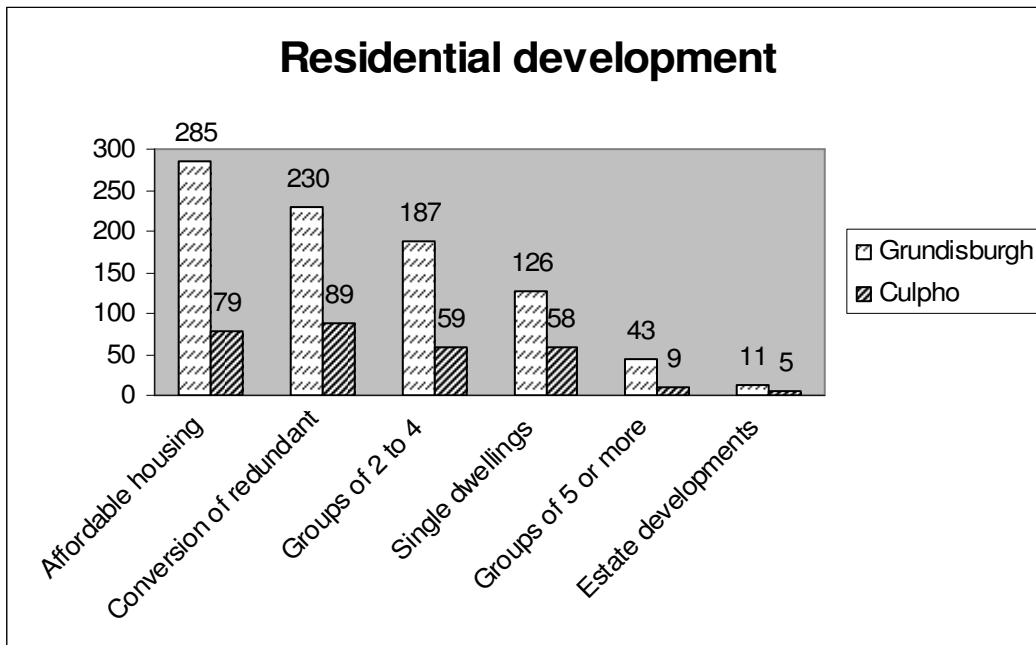
**Grundisburgh & Culpho Parish Plan 2006 Report**  
**Text Only Version**

small dwellings was a requirement for the elderly of 12 properties plus 1 residential care.

Taking into consideration the above results and sections 5.2 and 5.3, it is evident that the desire for more development within the Parish is mixed, with some types of dwelling more favoured than others and conversely some that are clearly not favoured at all. The main support is for two-bedroom properties and homes for the elderly, those with disabilities and those requiring care. More properties of 4 or more bedrooms are not desired.

Of the two-bedroom properties the preference between owner occupied and rented is about equal. For the elderly, however, the preference is two to one in favour of rented accommodation. Overall, with the exception of executive type homes, rented property is preferred to owner occupier.

**9.3 What type(s) of housing development would be acceptable in Grundisburgh or Culpho?**



**Local Government Focus Group Comment:**

Areas for development indicate a preference for affordable housing, like Ablitts Meadow or conversion of redundant buildings. There is only marginal support for developments of up to 4 dwellings and no real support for 5 or more dwellings nor any desire for more estate like developments

*Action 32. These results should be conveyed to Suffolk Coastal District Council's Planning Committee to signify, in the opinion of the residents of Grundisburgh and Culpho, these villages have now received sufficient expansion and the existing boundaries should not be extended by further development unless it is for small plots of affordable homes under the same contractual basis as those which exist in Ablitts Meadow.*

The **Environmental Focus Group** has noted the relationship between development and the impact on sewage and water run-off (see 5.4 above).

**Grundisburgh & Culpho Parish Plan 2006 Report**  
**Text Only Version**

*Action 33. It is proposed that developments in the Parish be considered on their environmental criteria, as well as other considerations. Conversations with the Chairman of the Parish Council Planning Sub-Committee suggested that a mechanism could be put in place to copy key planning proposals to the Environmental Focus Group to add to the environmental issues already identified by the Planning Sub-Committee.*

*Action 34. It is also proposed that a mechanism be developed to get people better informed about the environmental zoning in the Parish, in particular, the boundaries and significance of the Conservation Zone and the Area of Outstanding Natural Beauty (AONB).*

**Over-60 Group Comment:**

There is a need for accommodation for the elderly and people with disabilities. People get very disoriented and lonely when moved to Woodbridge, Felixstowe, etc.

*Action 35. The Parish Council actively to approach Social Services and private organisations to build accommodation for the elderly and disabled in Grundisburgh.*

The Steering Group has noted the support for the idea that future development should include more accommodation for the elderly and those with disabilities.

**10 HEALTH SERVICES**

**10.1 Do you have any difficulty in getting to the following?**

	<b>Transport</b>	<b>Opening times</b>	<b>Availability of service</b>
Hospital	36	2	7
Chemist	9	10	6
Chiropodist	7	2	8
Optician	11	4	6
Dentist	17	7	31
Doctor, village practice	8	46	24
Doctor, outside village	9	3	2
Other medical facility	4	1	2

The problem indicated by the transport to the hospital seems to be echoed above (see 7.13) by the demand for a bus route to the hospital (Heath Road). This may not be enough in itself, for example for those with disabilities or those going to the Nuffield Hospital. There is also an obvious concern about access to a GP and to a dentist. It is surprising that there is concern over transport to an optician given that there are two in Woodbridge and several in Ipswich, but this may indicate there is a problem with bus timetables (see 7.10) or a need for assisted transport.

*Action 36. The Parish Council should draw to the attention of the Village Practice the results above and in 10.3 below, and request that they consider extending the hours of service within Grundisburgh.*

**Grundisburgh & Culpho Parish Plan 2006 Report**  
**Text Only Version**

**10.2 If you have used any of the following services for Grundisburgh and Culpho during the last year, how do you rate the service?**

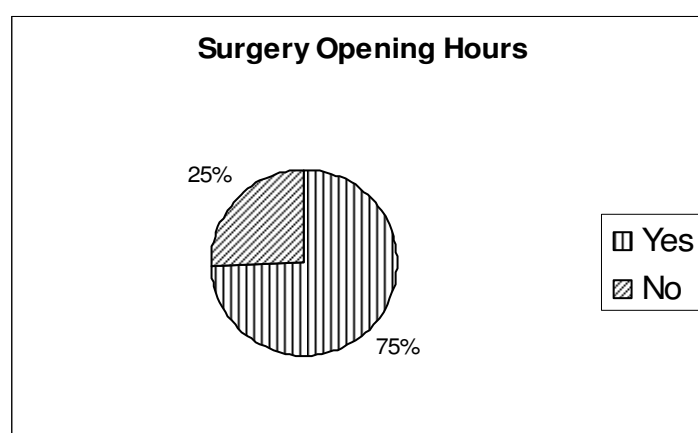
	Good	Reasonable	Poor
Doctor, Grundisburgh	319	52	6
Doctor, other local	71	16	1
District Nurse	92	5	
Health Visitor	32	8	3
Maternity Care	23	1	1
Chiropody	31	4	3
Physiotherapy Services	14	6	1
Counselling Services	5	2	4
Loan of Medical Equipment	18		
Leg Club (*)	29	3	
Home Help	4		
Meals on Wheels	2		
Ambulance	55	4	2
Police	47	23	25
Fire Brigade	8	2	1

\* Since the survey was carried out, the Leg Club has been disbanded but is still available in Otley.

All the services are getting a positive feedback on their performance, especially the local surgery. The only service which comes in for any significant negative comment is the Police. The survey was undertaken before the change in local police officer for the village, so this may have some impact. The Mobile Police Van visits the centre of the Village from time to time, currently on the morning of the second Wednesday in the month. A schedule can be found at <http://www.suffolk.police.uk>.

*Action 37. The Parish Council to feed the results back via the relevant authorities to give the whole range of results.*

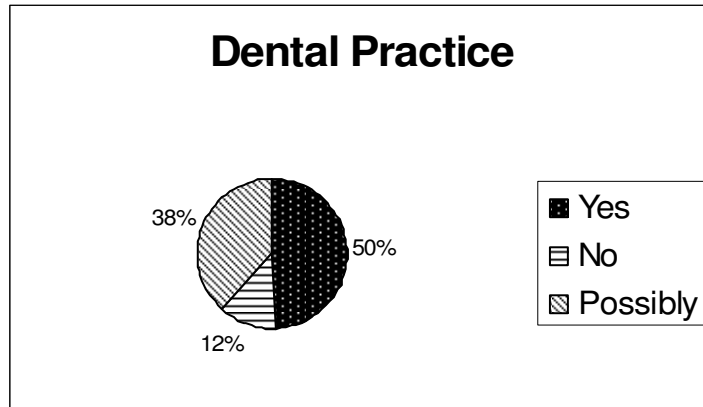
**10.3 Is the surgery at Grundisburgh open sufficient hours for your needs?**



It should be noted that of a total of 1078 responses, the above covers 824 people and 254 people use another surgery outside the Parish.

**Grundisburgh & Culpho Parish Plan 2006 Report  
Text Only Version**

**10.4 Would you use a dental practice in Grundisburgh?**



The above, combined with the results on difficulty of getting to a dentist, indicate a good demand for a local dentist. It may also reflect the countrywide problem of access to a National Health dental practice.

**10.5 Do you have a health problem/disability, which affects your day-to-day living?**

Health Problem/Disability	Number
Yes	104
No	997
<b>Total</b>	<b>1101</b>

This indicates that of those responding some 10% have a health problem or disability so the continued good performance of the local services shown above (10.2) is necessary.

**10.6 Does a friend or relative give you help with any of the following?**



**Grundisburgh & Culpho Parish Plan 2006 Report**  
**Text Only Version**

The entries requiring more than one kind of assistance were distributed as follows:

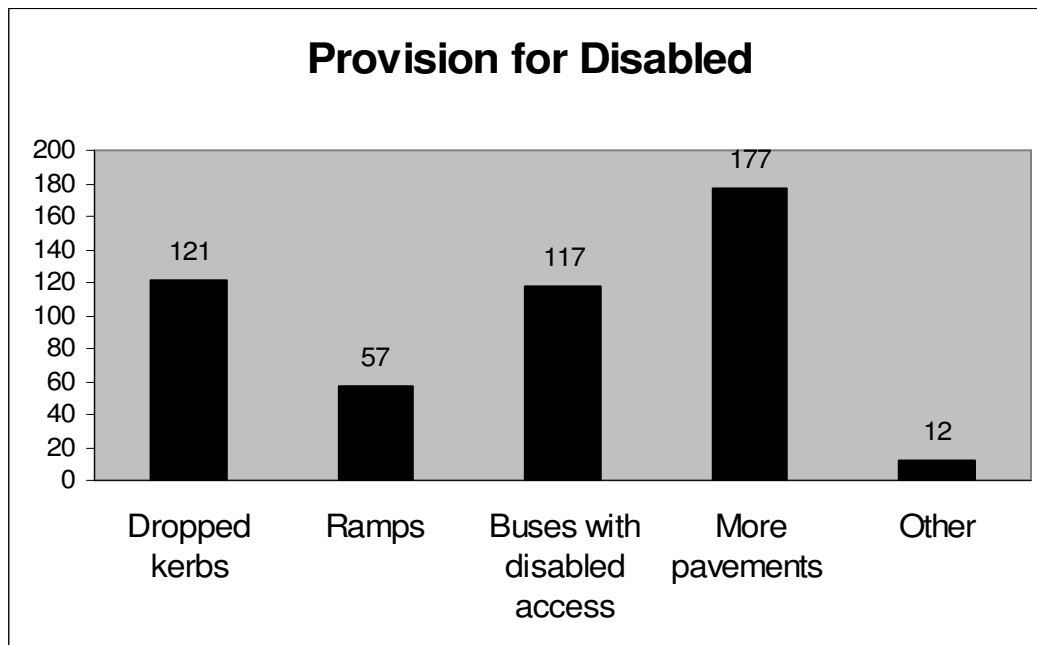
Number of Needs	Number of People
2	22
3	20
4	6
5	9

**Over-60 Group Comments:**

The focus group perceive that there is a lack of help, especially when temporary aid is needed because of illness or accident, and that people do not appear to be aware of the help available, e.g. Help the Aged, Age Concern, Community Transport Service, Neighbourhood Watch.

*Action 38. Article in Grundisburgh News, Posters to advertise help available.*

**10.7 If you consider there is not enough provision for the disabled in the village what else would you like to see?**



**Grundisburgh & Culpho Parish Plan 2006 Report**  
**Text Only Version**

The “Other” suggestions were as follows:

Disabled Provision	Where
Access	Local shops
Easier access to pub	
Better access into shops for wheelchairs	Grundisburgh
Better access to Post Office counter with more privacy, also lower step	
Disabled parking space	Outside shops and pub
Local taxi for short trips	
Seat (*)	Half way up Stoney Road on the corner of Cranworth Close
Stop Parking on pavements!!	Everywhere
Toilets	Central
Toilets for disabled in centre of Village and in Village Hall	Ramps are horribly unsafe for wheelchairs!
Unaware of problems	
Wheelchair access, ambulance, disabled parking.	Shops etc where necessary.

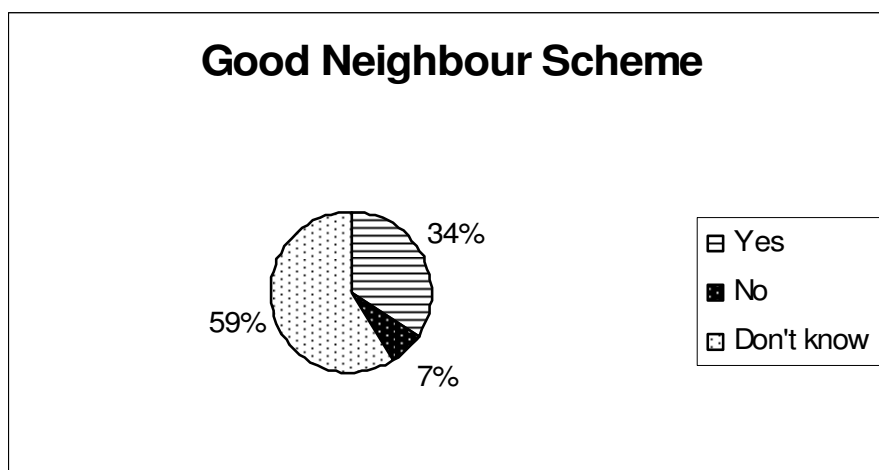
\* The Parish Council is actively investigating a site.

**Over-60 Focus Group comment:**

The three shops in Grundisburgh are awkward to get round when using a stick and impossible in a wheelchair. Given the age and layout of the properties there is probably very little that can be done.

*Action 39. The Chip and Pin machine in the Post Office could have a long lead to enable it to be taken down below the step.*

**10.8 Is there a need for a 'good neighbour' type scheme in Grundisburgh and Culpho?**



**Over-60 Group Actions:**

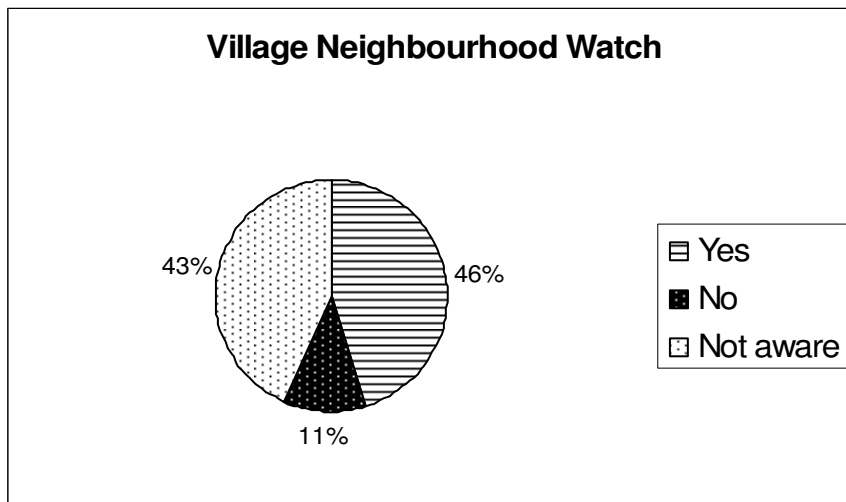
*Action 40. An awareness campaign to inform people of the Good Neighbour scheme and what it involves.*

**Grundisburgh & Culpho Parish Plan 2006 Report**  
**Text Only Version**

*Action 41. Campaign to recruit local people willing to provide help in cleaning, shopping, cooking, driving, personal care, under some supervisory umbrella given the current worries about positive vetting.*

*Action 42. A volunteer service to deliver prescriptions for the elderly/disabled is set up.*

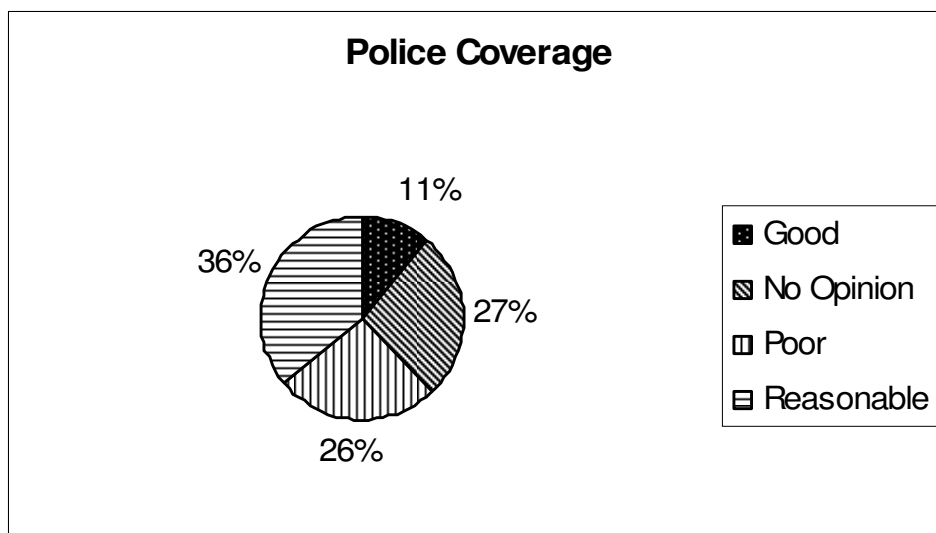
**10.9 Does the village neighbourhood watch scheme meet your needs?**



**Facilities and Services Focus Group Action:**

*Action 43. The neighbourhood watch scheme should be publicised and advice sought from the police how it can be used to minimise crime and increase public confidence.*

**10.10 How do you regard the police coverage of Grundisburgh and Culpho?**



**Facilities and Services Focus Group Action:**

*Action 44. The Parish Council should discuss the responses to police service and coverage, and the concerns over crime, with our community police officer to see how these issues can be addressed.*

**Grundisburgh & Culpho Parish Plan 2006 Report**  
**Text Only Version**

**10.11 Are you concerned about crime and anti-social behaviour in Grundisburgh and Culpho?**

Crime	Number
Yes	315
No	187
<b>Total</b>	<b>502</b>

**10.12 If yes, which of the following concern you?**

Concerns	Number
Theft/burglary	407
Anti-social behaviour	371
Vandalism	301
Drugs	138
Car crime	121
Drunkenness	118
Mugging	67
Other	24
<b>Total</b>	<b>1547</b>

**11 SHOPS**

**11.1 How often do you use the following shops and services?**

	Daily	Weekly	Monthly	Less frequently	Never	Total
Village shops	213	280	29	23	2	547
Mobile fishmonger	3	84	14	43	264	408
Milk delivery	275	23	0	6	171	475
Newspaper delivery	161	37	4	9	233	444
Post Office	28	323	115	51	8	525
Village doctors	6	13	134	204	116	473
Mobile library	0	4	23	26	333	386
Fish and chip van	1	55	79	173	125	433
The Dog Public House	7	76	85	212	83	463
Local farm shops	10	159	120	123	60	472
Local car repair/servicing	0	3	22	198	202	425
Mobile hairdresser	0	11	51	39	327	428

This shows that a large percentage of the village uses some of the local facilities on a very regular basis. The shops and the milkman are used by half or more of the village households.

**Grundisburgh & Culpho Parish Plan 2006 Report**  
**Text Only Version**

Omitted Pictures of Shops and Facilities in Grundisburgh

**Grundisburgh & Culpho Parish Plan 2006 Report  
Text Only Version**

**11.2 Where do you usually buy the following?**

	Village	Local farm shop	Woodbridge	Out of town superstore	Ipswich	Mail order / internet	Total
Fresh fruit & vegetables	93	200	73	374	69	11	820
Meat	17	133	109	319	68	8	654
Fish	70	16	87	278	52	11	514
Clothes	3	0	152	67	420	88	730
DIY supplies	72	3	54	339	127	15	610
Electrical	45	0	54	305	147	31	582
Books/tapes/CD's, etc.	10	0	162	95	300	106	673

The above shows that while the local shops are well frequented, they are not used heavily for the items surveyed. This could indicate a market opportunity.

The Steering Group suggested that the Environmental Focus Group publish information on the advantages of supporting local shops and buying local produce.

**11.3 If you use the local Post Office, please say what for?**

Post Office	Number
Postal services	507
Vehicle tax/T.V. license/other bills	412
Cash withdrawal facilities	189
Other services	156
Pensions/Allowances	133
Information leaflets	74
Giro bank/savings certificates etc.	59

These statistics show how important the Post Office is to local residents. 469 people said that they use the Post Office for more than one of the above services.

**12 LEISURE**

**12.1 How do you get information about the village e.g. groups and local events?**

Information	Number
Grundisburgh News	523
Posters (in shops or elsewhere)	377
Notice boards	320
Friends and Neighbours	301
Local Newspapers	157
Grundisburgh Guide	42
Parish Council Meetings	34
Web sites/Internet	18
<b>Total</b>	<b>1772</b>

**Grundisburgh & Culpho Parish Plan 2006 Report**  
**Text Only Version**

**12.2 Which new sports clubs/activities/facilities would you use in Grundisburgh and Culpho if they were provided?**

Sports	Number
Badminton	180
Yoga	151
Snooker	109
Pool table	99
All weather pitch	90
Football	67
Cricket	45
Volleyball	34
Darts	29
Hockey	27
Other	27
Judo	25
Billiards	24
<b>Total</b>	<b>907</b>

**Facilities and Services Focus Group Comments**

The question on new sports clubs also gave useful information into the facilities that would be welcomed in a new hall, or on the playing field. The strongest demand was for badminton with 180 people expressing an interest, which would place requirements on the dimensions of a new hall. Other sports with a strong demand e.g. snooker and pool, might best be provided in additional side rooms. There was a strong interest in yoga, which could be provided in the existing village hall.

There is good support for cricket, but the cricket strip at the playing field has been removed and the village team is now merged with Coddendam.

*Action 45. Approach the Playing Field Management Committee and members of the combined Grundisburgh/Coddendam Cricket club to see whether cricket can be re-established in the village.*

**Young People's Questionnaire**

An all weather pitch at the playing field received strong support in the Young People's Questionnaire, with 104 out of 134 (785) of respondents in favour.

**Grundisburgh & Culpho Parish Plan 2006 Report**  
**Text Only Version**

**12.3 Which new clubs/activities would you attend in Grundisburgh and Culpho if they were provided?**

Clubs	Number
Rambling Club	118
Art Club	74
U3A (University of Third Age)	64
Creative arts	61
Music Society	57
Whist drive/bridge	47
Young people's drama group	43
Choir	31
Allotment Association	25
Band	24
Other	14
<b>Total</b>	<b>558</b>

**Facilities and Services Focus Group Comments**

A number of new clubs and societies were suggested, including several which could be provided without the need for additional facilities, as shown below. The strongest demand is for a Rambling Club, but there is also strong interest in Art, young people's drama and the University of the Third Age (<http://www.u3a.org.uk/>) - which encourages lifelong learning - as shown above.

*Action 46. Advise GADS (Grundisburgh Amateur Dramatic society) of the interest in a young people's drama group.*

*Action 47. Advise the existing walking group of the strong interest in rambling, with a view to either expanding or advertising the current activity, or facilitating the establishment of a new rambling club.*

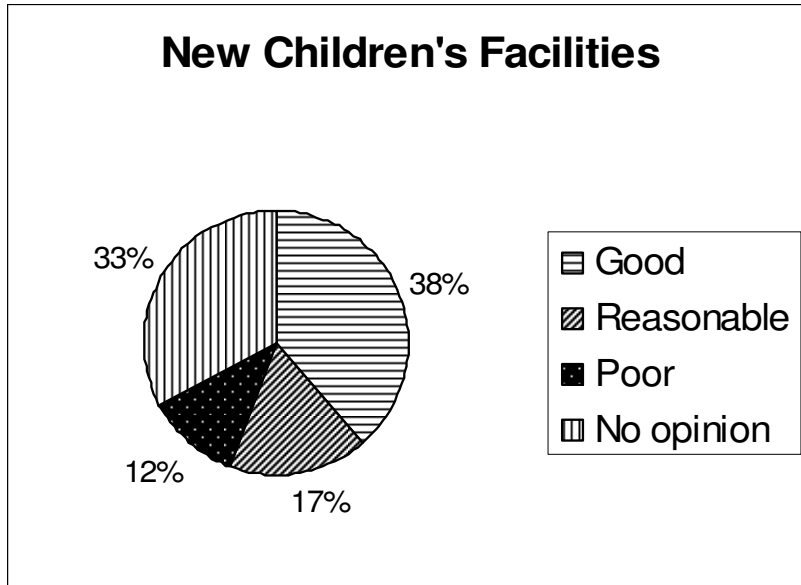
*Action 48. Facilitate the creation of an Arts club.*

**12.4 How do you rate the new facilities provided in the children's play area?**

**Facilities and Services Focus Group Comments**

Opinion on the new children's play area on the playing field was generally positive as shown below.

**Grundisburgh & Culpho Parish Plan 2006 Report  
Text Only Version**



In the comments provided, there were 15 different opinions raised by 80 people. The major ones were that older children are not catered for, especially the provision of swings.

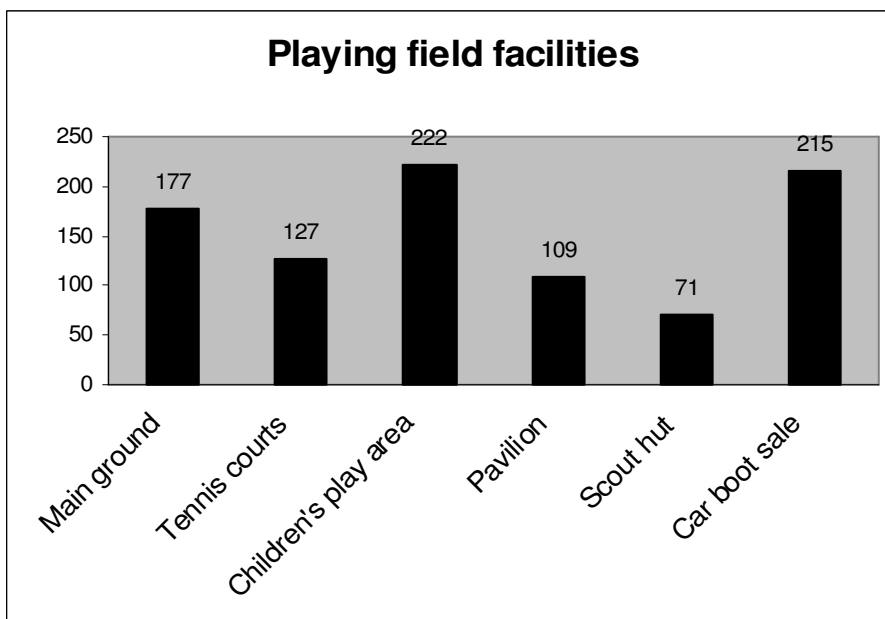
However, although there were many positive comments on their use by young children, 53 people expressed the need for play equipment for older children (mostly age 7-12, and there were some comments that the new swings were too small even for their 5 year olds).

*Action 49. The playing field management committee and/or Parish Council should look into providing play facilities for children in the 7-12 age range.*

**12.5 Which of these facilities at the playing field do you use?**

**Facilities and Services Focus Group Comments**

The survey indicates that there is good usage of the main facilities on the playing field, including the new children's play equipment.



**Grundisburgh & Culpho Parish Plan 2006 Report**  
**Text Only Version**

Omitted Pictures of:

Sports in Grundisburgh

Children's Playground

Village Show

**Grundisburgh & Culpho Parish Plan 2006 Report**  
**Text Only Version**

**12.6 If you would like additional facilities at the playing field what would they be?**

<b>Idea</b>	<b>Number</b>
Facilities for older children.	15
Skateboarding	12
Swings	11
Toilets	5
All weather pitch	4
Adventure equipment.	3
Basketball	3
BMX	3
Bowling Green	3
Extension to pavilion to provide a new village hall	3
Cricket nets/pitch	2
Other suggestions from one household only	18

**Facilities and Services Focus Group Comments**

In response to the question on potential additional facilities, those for older children received the most mentions (15), including the comment “there isn’t even a swing”, but only a small number specifically requested a skate-board (9) or BMX (3) facility. The question on the children’s play equipment also raised the issue of facilities for older children.

**Young People’s Questionnaire**

After a Youth Club, the second most popular new club or facility suggested in the Young People’s Questionnaire was a skate park. It should be noted that only 13 out of 134 requested it.

**12.7 Are you an active member of?**

<b>Church member</b>	<b>Number</b>
St Mary's Church, Grundisburgh	164
St Botolph's Church, Culpho	12
The Baptist Chapel, Grundisburgh	26
Place of worship outside Parish	93
None	731
<b>Total</b>	1026

This shows that approximately one quarter of the respondents are active members of a place of worship, in or out of the village.

**Grundisburgh & Culpho Parish Plan 2006 Report**  
**Text Only Version**

Omitted Pictures of:

Newly restored St Botolph's Church

Baptist Chapel

Interior views of St Mary's Church

**Grundisburgh & Culpho Parish Plan 2006 Report**  
Text Only Version

**12.8 Are the village churches important to you?**

	St Mary's Grundisburgh	St. Botolph's Culpho	Baptist Chapel
For Worship	163	15	17
For Baptisms	120	6	12
Weddings and funerals	225	10	19
As a focal point for the community	252	35	33
As an historic building	308	88	58
Pastoral care/advice	110	8	19
Other	24	5	4

This shows that whilst people may not be active members of the churches they feel that the churches are an important feature of community life in a variety of ways.

**12.9 Would you like to see the Parish churches and chapel used for the following activities?**

		St Mary's Church	Culpho Church	Baptist Chapel
Concerts	Yes	281	81	54
	No	13	5	10
	No opinion	70	62	66
Meetings	Yes	116	41	45
	No	34	7	8
	No opinion	96	71	67
Exhibitions	Yes	241	83	64
	No	15	4	7
	No opinion	75	58	62
Clubs & Groups	Yes	110	40	48
	No	41	10	6
	No opinion	95	69	67
Other	Yes	28	10	9
	No	15	4	4
	No opinion	77	55	56

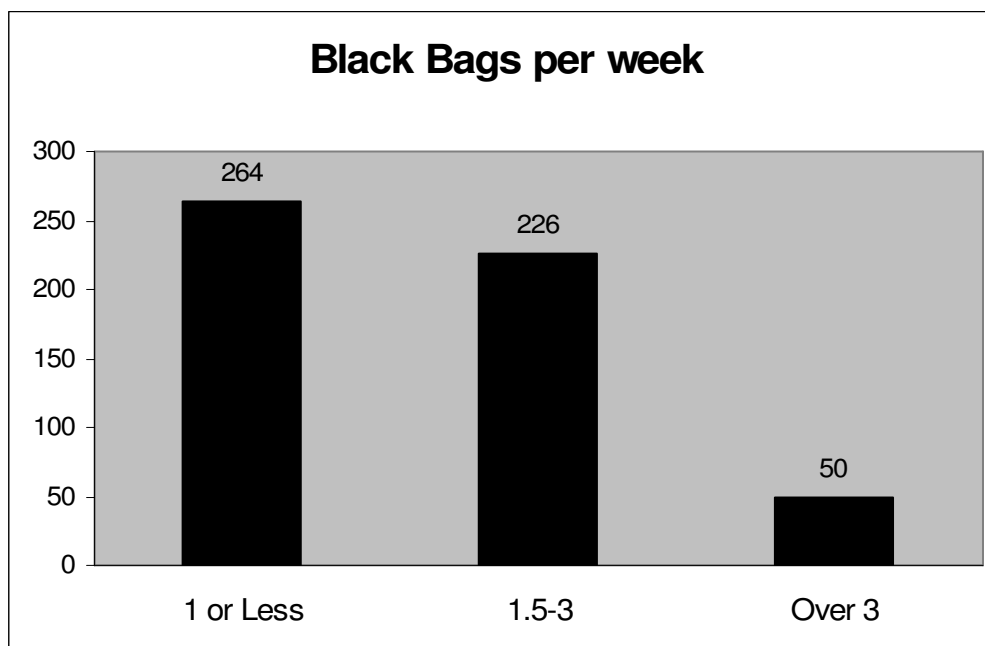
There is significant support for the use of the Parish Churches and Chapel for other activities.

*Action 50. The Parish Council to discuss these results with the relevant authorities.*

**Grundisburgh & Culpho Parish Plan 2006 Report**  
**Text Only Version**

**13 ENVIRONMENT**

**13.1 Roughly how many black bags of rubbish do you put out every week?**



The survey shows that, for the 540 households which gave information about rubbish, the Parish is divided between those that generate 1 bag or less per week (264) and those that generate more than 1 bag (276).

According to Suffolk Coastal District Council, the bin lorry collecting from most of Grundisburgh and on towards Hasketon (650 households) collects about 7.5 tonnes of waste each week. Assuming that the 540 Parish households produce 540/650 of that waste, they produce approximately 6.2 tonnes in a week on average, giving a total of 322 tonnes in a year. The 540 households that supplied information on their waste together contain 1318 people, so the average amount of waste each person puts out for the bin-lorry each year is roughly 250 kg.

At first glance this would appear to compare favourably with the:

- national average of 415 kg per person per year given by the Department of Environment Food and Rural Affairs (DEFRA)
- district average of 308 kg per person per year given by Suffolk Coastal District Council

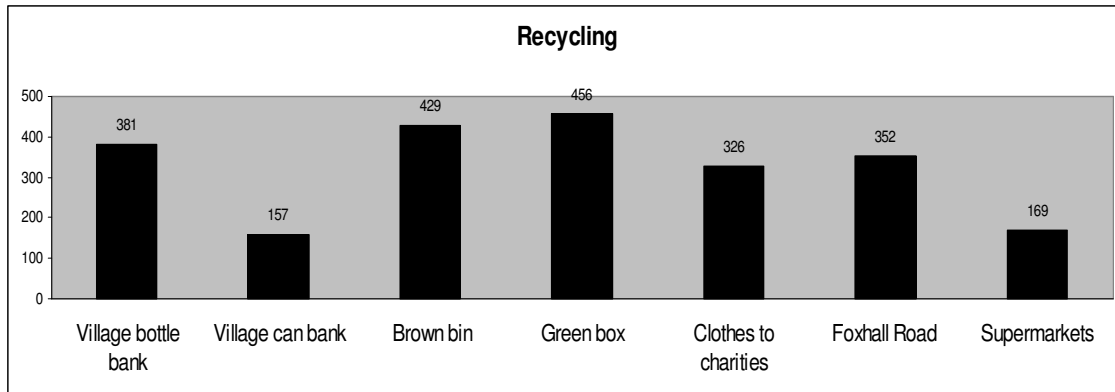
However these figures include street sweepings and waste taken to civic amenity sites such as that at Foxhall Road.

The survey showed that 326 households in the Parish used the recycling facilities at Foxhall Road, but no data were collected to throw light on the amount of Parish waste going to landfill via Foxhall Road or other sites.

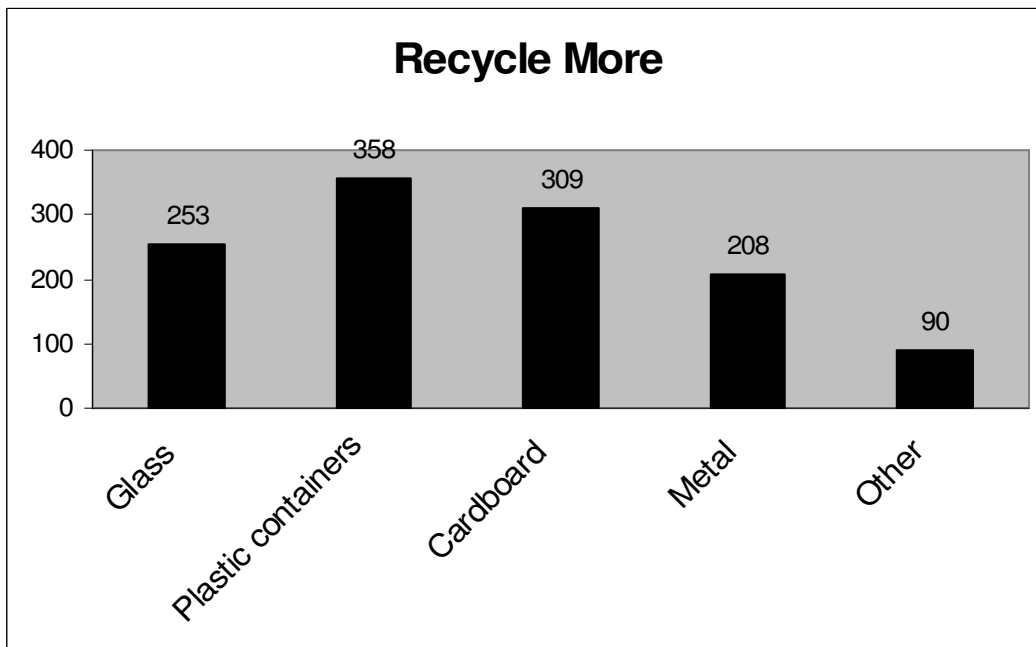
It is probable that, were such material taken into account, the Parish would produce about average waste for Suffolk Coastal District.

**Grundisburgh & Culpho Parish Plan 2006 Report  
Text Only Version**

**13.2 Tick which of the following recycling services you use:**



**13.3 Which of the following would you recycle more, if there were more house-to-house collections?**



Suffolk currently puts all of our waste into landfill sites within the county, but the number of places is limited and, if we don't reduce the amount of our waste, the county will need to look at other options like incineration.

To postpone such development as long as possible we need to produce less waste and recycle more. One family in the village has been recording the waste it produces – 33 kg per person per year (1/5th of the county average). If we were all like that, the lifetime of our existing landfill would stretch way into the future.

A further analysis showed that it is predominantly the people who already recycle who are interested in the kerbside collections. It would take more than simply providing kerbside collections to change the habits of the non-recyclers.

That does not mean that additional facilities should not be provided, but that there will need to be a two-pronged approach: (1) seeing where/how extra facilities could be provided (2) identifying what would motivate people who don't recycle, to do so.

**Grundisburgh & Culpho Parish Plan 2006 Report  
Text Only Version**

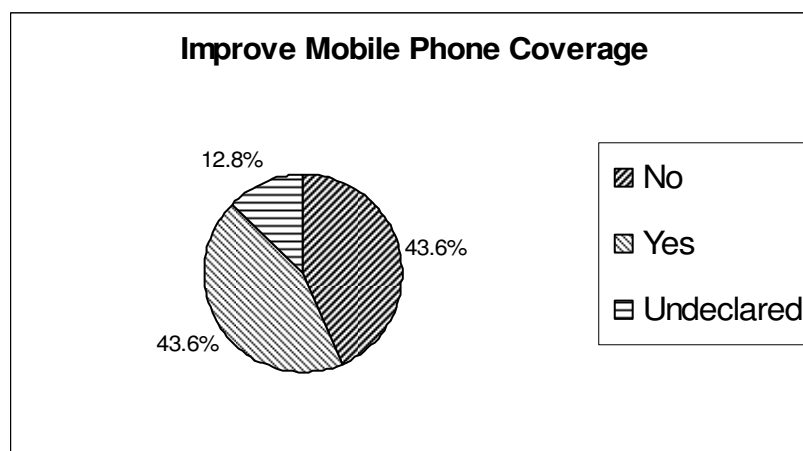
*Action 51. Increase recycling by identifying and, where possible, introducing additional recycling facilities and co-ordinate charity collections. One obvious check is to look at [www.recycle-more.com](http://www.recycle-more.com) and click on 'bank locator' to see which recycle banks already exist in the area.*

*Action 52. Collate information on the different initiatives and facilities that are available and circulate this information to every household in the Parish: ideally with the assistance of the 'Grundisburgh and District News'.*

**13.4 What are your views on the standard of the following environmental services in Grundisburgh and Culpho?**

	Good	Reasonable	Poor	Not Applicable	Total
Main water supply	424	89	13		526
Main gas supply	355	27	4	79	465
Refuse collection	452	75	11	2	540
Street lighting	102	186	153	61	502
Roadside care/street cleaning	121	240	90	29	480
Litter bins	104	237	87	32	460
Doggy bins	125	175	73	64	437
Winter weather service (snow clearance)	44	224	146	20	434
T.V. reception (analogue)	138	159	168	10	475
T.V reception (digital)	110	78	97	84	369
Radio reception (analogue)	158	179	71	11	419
Radio reception (digital)	81	71	57	107	316
Mobile phone reception	96	150	206	23	475
Roads	106	330	62		498
Pavements	80	299	93	22	494

**13.5 Do you want mobile phone coverage improved in the village?**



**Environmental Focus Group**

It is extraordinary that exactly the same number of people (247) want better mobile telephone coverage in the village as don't (247).

**Grundisburgh & Culpho Parish Plan 2006 Report**  
**Text Only Version**

Omitted Pictures of:

Wired for Power & Sound!

Recycling.

The Stream as it enters The Small Ford on The Green –  
and as it goes through The Parish Room Ford.

**Grundisburgh & Culpho Parish Plan 2006 Report**  
**Text Only Version**

Omitted Pictures of Millennium Meadow through the Seasons

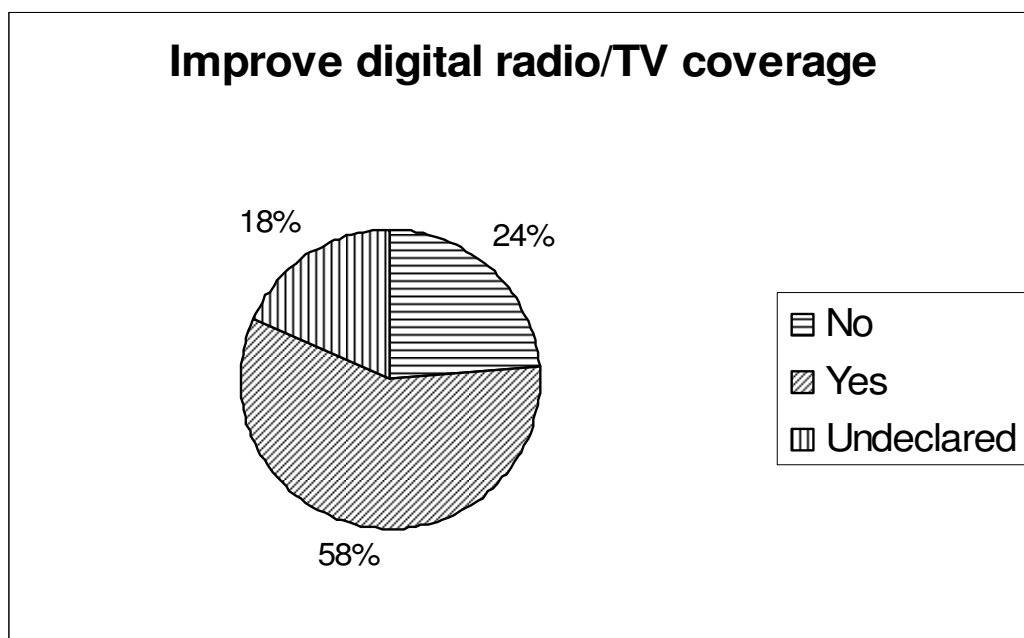
**Grundisburgh & Culpho Parish Plan 2006 Report  
Text Only Version**

It is difficult to assess whether those who wanted better service are also prepared to have more and/or bigger masts. These would be needed to improve conventional mobile telephone service as the Parish is hilly so a number of houses will be shadowed by these hills from one or more masts. It is therefore recommended that people make some enquiries from their immediate neighbours about which services work for them as reception is bound to be quirky across the Parish.

Another alternative is to have a dual broadband / mobile service in which the mobile telephone calls are placed over the broadband system whilst in the house and through a conventional mobile network outside. This may be a better solution for Parishioners than having more masts. BT offers such a service, called Fusion.

*Action 53. Provide information on the consequences (more masts) of asking for better mobile coverage, and provide information on alternatives.*

**13.6 Do you want digital radio/TV coverage improved in the village?**



**13.7 Do you think that any of the following landscape features in Grundisburgh and Culpho need to be protected?**

Protect	Number
Streams	401
Hedges	386
Open spaces	383
Groups of trees	378
Rivers	353
Ponds	352
Ditches	300
Banks	296
Walls	271
Other	16

## Grundisburgh & Culpho Parish Plan 2006 Report Text Only Version

### Environmental Focus Group

Results of the Parish survey show that wildlife features were important to the residents of Grundisburgh and Culpho. More than half the population, not just half of those responding, expressed support for the conservation of trees, streams, etc.

Analysing the results of the comments about hedges resulted in two issues, the main being to save the existing hedges and a few people expressing concern about overgrown hedges obstructing footpaths or roads.

The Focus Group discussed these during their meetings and it was decided to address both these issues in the following ways:

#### 1. Saving the existing hedges:

A group of villagers had taken part in the Suffolk Hedgerow Survey which took place between 2003 and 2005. The findings of this survey indicated the most common species growing in the hedges, their location and where there were gaps in the area

#### 2. Maintenance of hedges

Residents voiced their concern that certain hedges were badly maintained, causing either visual or physical obstruction

*Action 54. Arrange for articles to be published in the Grundisburgh and District News on the importance of hedges, how to maintain them in an environmentally friendly way, and how to report an obstructing hedge so that appropriate authorities can inspect it and take appropriate action*

The assistance of specialist organisations such as the Suffolk Wildlife Trust should be sought.

### 13.8 Have you experienced difficulties when using local footpaths and bridleways?

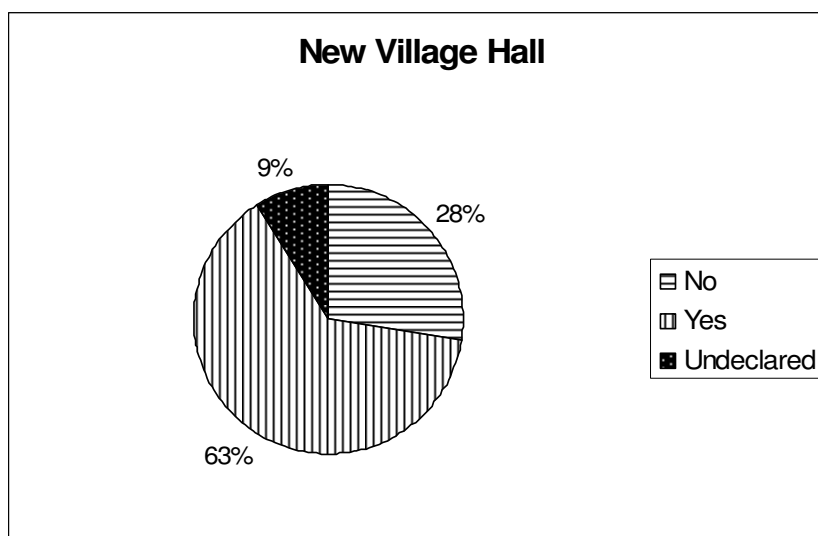
Footpaths	Number
Dog fouling	209
Bushes/nettles	153
No difficulty experienced	120
Missing/unclear signposts	109
Crops across path	107
Mud/water	96
Farm animals	53
High stiles	38
Barbed wire	37
Locked gates	20
Fences	16
Other users	1
Other	22

*Action 55. The Parish Council adopt formally the Environmental Focus Group as a group of interested people who can continue to help with environmental issues for the council.*

**Grundisburgh & Culpho Parish Plan 2006 Report**  
Text Only Version

**14 VILLAGE HALL**

**14.1 Do you think we need a new village hall?**



**Facilities and Services Focus Group Comments**

The Parish Council have been trying to acquire a new site for a village hall and were looking to this survey to show the level of demand for a new hall and to indicate which facilities it should provide.

Support for a new village hall was strong with 359 households in favour (63%), 156 against and 51 undeclared. It is perhaps not surprising that the existing facilities no longer meet the needs of the village considering the growth of the community since the village hall was built, and indeed since the last village appraisal in the 1980s.

**14.2 If yes, what facilities would you like provided in a new village hall?**

There are plenty of suggestions on the type of facilities required and those who voted in favour of a new hall identified the facilities ranked below as their main priorities.

Village Hall Facilities	Number
Large car park	304
Large main hall	294
Large kitchen/food preparation area	294
Facilities for social functions	263
Facilities for village societies	248
Bar area	238
Facilities for sporting activities	209
Large stage	199
Better sound/lighting provision	194
More self contained rooms	165
More storage space	154
Other	16

## Grundisburgh & Culpho Parish Plan 2006 Report Text Only Version

### Facilities and Services Focus Group

The question on new sports clubs also gave useful information into the facilities that would be welcomed in a new hall, or on the playing field. The strongest demand was for badminton with 180 people expressing an interest, which would place requirements on the dimensions of a new hall. Other sports with a strong demand e.g. snooker and pool, might best be provided in additional side rooms. There was a strong interest in yoga, which could be provided in the existing village hall.

#### 14.3 If yes, where should it be located?

Suggestions for a suitable location for a new hall were provided by 235 respondents as listed below.

Village Hall	Number
Opposite existing village hall	54
Playing Field	40
Chapel Field	36
Top of Stoney Road	21
Centre of village	20
On existing village hall site	15
Outskirts of village	8
Other	39

Omitted Pictures of:

Grundisburgh Village Hall

The Parish Rooms

**Grundisburgh & Culpho Parish Plan 2006 Report**  
**Text Only Version**

The other locations suggested were:

Location	Number
Allotment area	3
Anywhere	1
As close to present position as possible i.e. playing field	1
As far away from the village as possible	1
Away from residential area	2
Behind St. Mary's	2
Derek Cole's chicken run - off Meeting Lane	1
Easily accessible, not too far away from centre	1
Grundisburgh	1
In the village	1
Lord Cranworth to donate land?	2
Lyttleton Meadow	1
Middle of a field, not in Village or near houses.	1
Near Playing Fields	3
No idea.	1
Not sure but must have parking next to it	1
Opposite entrance drive to Grundisburgh Hall	1
Outside Village	1
Pavilion site	5
Safe with loads of space	1
Somewhere with easy access but not close to houses as it would be dangerous	1
Undeveloped field or land	1
What is available?	1
Within easy walking distance of Village centre	4
Within village envelope	1

The majority of the suggested locations (157 or 67%) were within the vicinity of the existing village hall and playing fields, with only 21 for the top of Stoney Road.

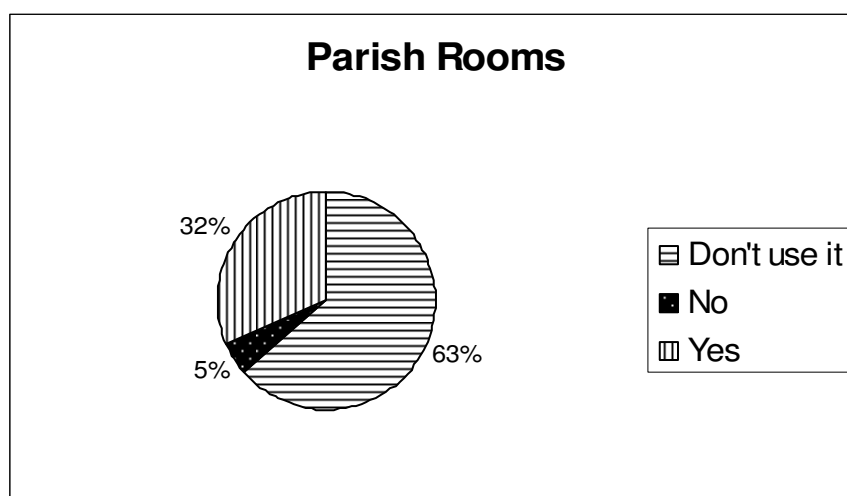
*Action 56. A modern village hall will have a beneficial effect on all age groups and be able to support the many varied interests the twenty-first century will introduce. The existing one has served our, much expanded, rural community very well in the twentieth century. The Parish Council needs to plan its resources to address this issue and to dedicate a committee to keep the village communities advised of its progress in securing a new hall.*

**Environmental Focus Group Comment:**

The Village Hall is a community amenity, for the use of the people in the Parish. As such it should be located where it is easily accessed and to minimise the number of people who will need to drive to it.

**Grundisburgh & Culpho Parish Plan 2006 Report  
Text Only Version**

**14.4 If you use the Parish Rooms is the building adequate for your needs?**



**14.5 How could the Parish Rooms be improved?**

**Facilities and Services Focus Group Comments**

The Parish Rooms were renovated following the previous village appraisal. Only 30% of households reported that they use the Parish Rooms in this current survey, but a strong majority of those (148 out of 170) find the building adequate for their needs. Most suggestions for potential improvements were for the kitchen area (7) and heating (3), with a small number of comments on improving access and the toilets. One suggestion is for an information panel giving a short history of the building, and this could be met by using the article on the Parish Rooms in the Local History Society magazine.

*Action 57. Forward the list of suggested improvements to the Parish Room Trustees for their consideration.*

**14.6 What is most important to you about Grundisburgh or Culpho?**

The following table is only a summary of the views expressed in answer to this question. The answers were categorised as far as possible to show the important things identified.

Most Important	Number
Community Spirit	162
Village Environment	129
Facilities	82
Prevention of overdevelopment	55
Location	33
Family and friends	7
Other	6
<b>Total</b>	<b>474</b>

**Grundisburgh & Culpho Parish Plan 2006 Report**  
**Text Only Version**

The others mentioned, which did not seem to fit simply into the above categories were:

Important	Number
Exclusivity	1
Low crime rate	2
No town problems e.g. anti-social behaviour, etc.	1
Nothing	1
To keep it crime free and unspoilt	1
<b>Total</b>	<b>6</b>

**14.7 What do you like least in the village?**

As with the previous question, the varied answers have been grouped to give a summary of the opinions expressed. It is interesting to note that the number of things mentioned as being disliked is fewer than those liked (question above) or those most important to people (question below). Given that people are generally more willing to find fault than to praise, this is a good sign for our community.

Dislike	Number
Development	61
Traffic speed	56
Heavy lorries	53
Poor facilities	42
Antisocial behaviour	34
Inconsiderate parking	33
Other	30
Poor street lighting	18
Dog fouling	14
People related	14
Heavy traffic	12
No dislikes	11
Lack of pavements/footpaths	7
Pub & shop area	6
Danger spots	5
<b>Total</b>	<b>396</b>

**Grundisburgh & Culpho Parish Plan 2006 Report**  
**Text Only Version**

The other comments which could not be fitted in, and were left as “Other”, were:

Dislike	Number
Aircraft noise which has increased in recent years	1
Changes but everything changes you have to adapt to change	1
Don't know	1
Electricity pylons	1
Feeling cut-off	1
Halfway house	1
Hills	3
Lack of variety of dwelling design i.e. Alice Driver	1
Lighting	2
Mobile Phone masts	1
Mud in the winter	1
My neighbour's garden	1
Not being able to find details of all activities/clubs	1
Not being able to take my dog on the playing field	1
Not to lose any more shops or pubs or post office	1
Overgrown hedges/kerbsides	1
Overgrown verges/hedges	1
Parish Council	1
Pigeons	1
Pylons/Power lines	2
Security lights as you walk past houses	1
So many fine trees have been cut down or ruined by unsuitable pruning	1
Unreasonable views of Parish Council on parking - central car park needed - not behind the Dog	1
Unruly hedges overhanging pathways	1
Use of plastic bags for Refuse – unsightly & unhealthy	1
Wind Chimes	1
<b>Total</b>	<b>30</b>

**Grundisburgh & Culpho Parish Plan 2006 Report  
Text Only Version**

**14.8 What do you like best in the village?**

Yet again, there was a huge variety in the things mentioned. They have been grouped together to produce a smaller and more understandable set of topics. The volume of responses and the dominance of some of the topics indicate how much people like to live in our community and why.

Like Best	Number
Community	187
Village centre	96
Facilities	87
Countryside	29
Peaceful	26
Location	11
Church/Chapel	6
Everything	6
Village life	5
Size	5
School	4
Clean and tidy	3
Beauty	2
Footpaths	2
Negative comment	2
Affordable housing	1
Age and variety	1
Conservation area	1
Don't know	1
Summers!	1
The ducks	1
The variety of old buildings and the sympathetic housing development	1
<b>Total</b>	<b>478</b>

**15 CONCLUSION**

**15.1 What could have been done better?**

We feel it's appropriate for the sake of others embarking upon similar projects, to highlight the few areas where the Parish Plan process could be improved.

1. At the time we embarked upon our Parish Plan, the process was relatively unknown to other organisations which have working relationships with our community. A great deal of time was spent writing to the relevant organisations, explaining what the Parish Plan was and obtaining a contact name for possible future reference. It would have been really helpful if the Steering Committee had been provided with this information at the start.
2. We could have gone for the easy option of the pre-set questionnaire, but it would not have asked all the right questions – and we have to admit that

## **Grundisburgh & Culpho Parish Plan 2006 Report**

### **Text Only Version**

although our questionnaire undoubtedly performed better, some of the questions could have been better worded. The questionnaire was tested with a number of people, but that was still not enough to ensure that the answers received were what was expected! It has been said that the best way is to decide on the information required and then to frame the questions to get that information.

3. Data analysis was a long process, which shows that the more questions asked, and the more possible answers to each question, the more complex it will be. There always needs to be a balance between questions allowing only specific answers and those allowing respondents to enter their own words. The latter are more time consuming to analyse, but can be more informative.

### **15.2 What needs to be done?**

The Parish Plan Report contains a lot of data, any or all of which may influence the future of our community. Over 50 *Action Items* have been generated and the Parish Council now has the responsibility of addressing these, with the support of other village organisations. As many of these *Actions* as possible will be achieved, although some may take longer than others and some may even be on-going. In reality, some of the *Actions* may not be taken for a variety of reasons – e.g. cost or changing circumstances. The Parish Council will update the Parish Plan Action List and have this published on the Parish Council website [www.onesuffolk.co.uk/GrundisburghPC/](http://www.onesuffolk.co.uk/GrundisburghPC/). It is anticipated that the Parish Council will take the opportunity to use the Parish Plan to develop even better working relationships with the various organisations that are involved with our community.

The Parish Plan Report clearly shows us that the great majority of us very much like living in the Parish of Grundisburgh & Culpho – a couple of people even think life here is perfect. To ensure that life here continues to be a pleasant existence for both current and future parishioners, we have to continue to maintain the good things and make improvements to the not so good things. In order for the Parish Council to be as effective as possible and for our community to flourish, we all have our individual responsibilities to look after it.

**Grundisburgh & Culpho Parish Plan 2006 Report**  
**Text Only Version**

**PARISH PLAN ACTION LIST**

Action 1.	Encourage more households to use low energy light bulbs, ideally by offering one or two free bulbs to each household in the Parish (This action is being put in place immediately with low energy light bulbs being distributed with this report).....	18
Action 2.	Use the Grundisburgh and District News and other means to distribute information on domestic energy efficiency .....	18
Action 3.	It is recommended that a mechanism is set up to ensure that sewage and run-off are taken into consideration in any proposed developments. ....	19
Action 4.	It is also suggested that information be collated and published on water saving techniques .....	19
Action 5.	Investigate methods of improving mobile phone services. Does this mean increased coverage or informing parishioners of those suppliers who do have good coverage?.....	22
Action 6.	Advertise the fact that businesses can get two hours of FREE energy advice over the telephone from the Carbon Trust (0800 085 2005).. ....	22
Action 7.	Highlight childcare issues being the most significant barrier to employment within the Parish.....	22
Action 8.	Re-publish Grundisburgh Guide (both as hard-copy and on the web) with a local business directory. Aim to maintain regular updates. ....	23
Action 9.	It is recommended that consideration of the needs of cyclists and pedestrians within the villages should be emphasised, particularly to encourage more of these activities. ....	25
Action 10.	Contact organisers of the community transport scheme and recommend publicity to raise awareness. Depending on the response to the publicity, consider whether it could usefully be expanded. ....	26
Action 11.	The Parish Council should investigate the establishment of a car-sharing scheme.....	28
Action 12.	To develop a report detailing proposals to encourage greater cycling both within and outside of the Parish. ....	29
Action 13.	To investigate opportunities to increase cycling proficiency training at Grundisburgh School. ....	29
Action 14.	As 64 households stated that they had difficulty finding out about routes and times. It is suggested that copies of the timetables posted at the bus stops on Grundisburgh Green are issued to each house in Grundisburgh and Culpho as an insert to the Grundisburgh and District News. ....	30
Action 15.	Every opportunity is taken to represent the Parish at meetings about local buses held at Suffolk County Council (contact Peter Lee) .....	30

**Grundisburgh & Culpho Parish Plan 2006 Report**  
**Text Only Version**

Action 16. Investigate extending bus services to Ipswich and Woodbridge Stations and Heath Road Hospital .....	33
Action 17. More dropped kerbs to help wheelchair users, pushchairs and those with stiff knees!.....	36
Action 18. More footpaths, especially Woodbridge Road from Half Moon Lane to Lower Road, perhaps in the field. It would take up only a small slice of the field and provide safety from the traffic. Gaps could be cut in the hedge to provide crossing points.....	36
Action 19. A lower speed limit in the centre of Grundisburgh and around the Culpho Church area. ....	36
Action 20. Possibly a one-way system round the grass in front of the Dog.....	36
Action 21. Enforce no parking on kerbs, particularly Post Mill Gardens, and Stoney Road. Also enforce parking regulations at junctions .....	36
Action 22. The Parish Council should work with the Highways department to identify acceptable schemes for further speed reduction in the centre of the village.....	36
Action 23. The Environmental Focus Group supports the work that SORR and the Parish Council is doing and asks that they keep up the pressure to stop – and ultimately decrease - the growth of HGVs using the narrow roads in the Parish.....	40
Action 24. The Parish Council should inform the highways department of the perceived danger spots highlighted in the survey with a view to implementing safety improvements where applicable.....	40
Action 25. Favouring bends and parked cars as ways of slowing down traffic.....	41
Action 26. Encouraging the use of road markings or Cyclist Priority Routes, like those along Felixstowe Road near Tesco (to mark out areas for pedestrians and cyclists.).....	41
Action 27. The Parish Council must therefore encourage a sensible approach to any traffic controls, suggested by the District and County Councils, caused by the growing volume of motor vehicles. ....	42
Action 28. Locally we need to be closely involved in the bus route planning by Suffolk County Council and to assist by encouraging better use of public transport. Certainly direct bus connections to Ipswich Station and Hospital are desirable and should be progressed to a satisfactory conclusion. There is also a need to improve communication for the services provided by the bus companies. Greater use of the many unused bicycles in the villages needs to be encouraged. ....	42
Action 29. Research the availability of low level pedestrian lighting such as that used in many caravan parks and the Old School grounds.....	43
Action 30. Research the various types of street lighting that are low energy and designed to point downwards, rather than light up the night sky .....	43

**Grundisburgh & Culpho Parish Plan 2006 Report**  
**Text Only Version**

Action 31.	The Parish Council to liaise with the County Council to investigate the problems being experienced, the available topics and costs. ....	45
Action 32.	These results should be conveyed to Suffolk Coastal District Council’s Planning Committee to signify, in the opinion of the residents of Grundisburgh and Culpho, these villages have now received sufficient expansion and the existing boundaries should not be extended by further development unless it is for small plots of affordable homes under the same contractual basis as those which exist in Ablitts Meadow.....	47
Action 33.	It is proposed that developments in the Parish be considered on their environmental criteria, as well as other considerations. Conversations with the chairman of the Parish Council Planning Sub-Committee suggested that a mechanism could be put in place to copy key planning proposals to the Environmental Focus Group to add to the environmental issues already identified by the Planning Sub-Committee. ....	48
Action 34.	It is also proposed that a mechanism be developed to get people better informed about the environmental zoning in the Parish, in particular, the boundaries and significance of the Conservation Zone and the Area of Outstanding of Natural Beauty (AONB). ....	48
Action 35.	The Parish Council actively to approach Social Services and private organisations to build accommodation for the elderly and disabled in Grundisburgh. ....	48
Action 36.	The Parish Council should draw to the attention of the Village Practice the results above and in 10.3 below, and request that they consider extending the hours of service within Grundisburgh. ....	48
Action 37.	The Parish Council to feed the results back via the relevant authorities to give the whole range of results. ....	49
Action 38.	Article in Grundisburgh News, Posters to advertise help available.....	51
Action 39.	The Chip and Pin machine in the Post Office could have a long lead to enable it to be taken down below the step. ....	52
Action 40.	An awareness campaign to inform people of the Good Neighbour scheme and what it involves. ....	52
Action 41.	Campaign to recruit local people willing to provide help in cleaning, shopping, cooking, driving, personal care, under some supervisory umbrella given the current worries about positive vetting.....	53
Action 42.	A volunteer service to deliver prescriptions for the elderly/disabled is set up. ....	53
Action 43.	The neighbourhood watch scheme should be publicised and advice sought from the police how it can be used to minimise crime and increase public confidence. ....	53
Action 44.	The Parish Council should discuss the responses to police service and coverage, and the concerns over crime, with our community police officer to see how these issues can be addressed.....	53

**Grundisburgh & Culpho Parish Plan 2006 Report**  
**Text Only Version**

Action 45. Approach the Playing Field Management Committee and members of the combined Grundisburgh/Coddenham Cricket club to see whether cricket can be re-established in the village. ....	57
Action 46. Advise GADS (Grundisburgh Amateur Dramatic society) of the interest in a young people’s drama group. ....	58
Action 47. Advise the existing walking group of the strong interest in rambling, with a view to either expanding or advertising the current activity, or facilitating the establishment of a new rambling club. ....	58
Action 48. Facilitate the creation of an Arts club. ....	58
Action 49. The playing field management committee and/or Parish Council should look into providing play facilities for children in the 7-12 age range.....	59
Action 50. The Parish Council to discuss these results with the relevant authorities.....	63
Action 51. Increase recycling by identifying and, where possible, introducing additional recycling facilities and co-ordinate charity collections. One obvious check is to look at <a href="http://www.recycle-more.com">www.recycle-more.com</a> and click on ‘bank locator’ to see which recycle banks already exist in the area. ....	66
Action 52. Collate information on the different initiatives and facilities that are available and circulate this information to every household in the Parish: ideally with the assistance of the ‘Grundisburgh and District News’.....	66
Action 53. Provide information on the consequences (more masts) of asking for better mobile coverage, and provide information on alternatives.....	69
Action 54. Arrange for articles to be published in the Grundisburgh and District News on the importance of hedges, how to maintain them in an environmentally friendly way, and how to report an obstructing hedge so that appropriate authorities can inspect it and take appropriate action.....	70
Action 55. The Parish Council adopt formally the Environmental Focus Group as a group of interested people who can continue to help with environmental issues for the council.....	70
Action 56. A modern village hall will have a beneficial effect on all age groups and be able to support the many varied interests the twenty-first century will introduce. The existing one has served our, much expanded, rural community very well in the twentieth century. The Parish Council needs to plan its resources to address this issue and to dedicate a committee to keep the village communities advised of its progress in securing a new hall. ....	73
Action 57. Forward the list of suggested improvements to the Parish Room Trustees for their consideration. ....	74

Opposite is a map of Grundisburgh from the Local Plan showing the Parish physical limits boundary by the simple red line and the conservation area by the shaped green line.